



Cite this: *Chem. Sci.*, 2019, 10, 6560

All publication charges for this article have been paid for by the Royal Society of Chemistry

Received 7th April 2019
Accepted 24th May 2019

DOI: 10.1039/c9sc01703h

rs.c.li/chemical-science

Site-selective C–H activation and regioselective annulation using propargylic carbonates†

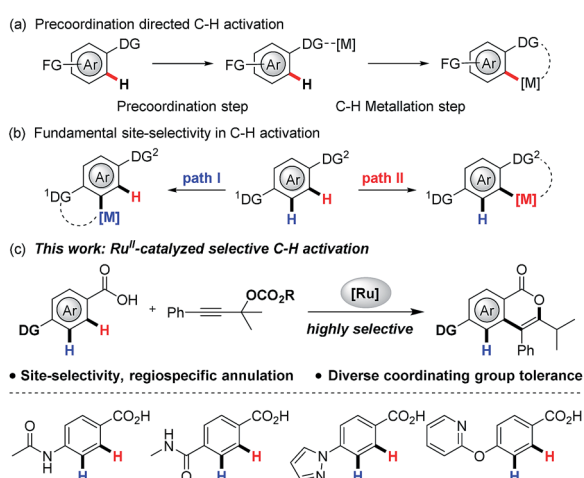
Qingquan Lu,[‡] Shobhan Mondal,[‡] Sara Cembellin, Steffen Greßies and Frank Glorius^{*,†}

Herein we describe an unprecedented Ru^{II}-catalyzed site-selective and regioselective annulation of benzoic acids with propargylic carbonates. The weakly coordinating carboxylic acid moiety outperformed other typically used directing groups in C–H activation, including ketone, nitrile, sulfonamide, amide and strongly coordinating nitrogen heterocycles. This is an important step towards the application of C–H activation reactions in complex (functional) real-world molecules.

Localization of a metal catalyst with a coordinating group is the vital step in directed C–H activation (Scheme 1a).¹ To ensure positional selectivity, the intended directing group must overcome other coordinating groups present in the substrate. This has significantly limited the application of directed C–H activation to the preparation of valuable molecules typically containing prevalent amines, medicinally important *N*-heterocycles, as well as other strongly coordinating groups, which can interact with the metal catalyst and further deactivate the catalyst completely.² Very recently, positionally-selective

C–H activation that can elegantly tolerate strongly coordinating *N*-heterocycles has been proven feasible by the groups of Yu and Ackermann using an installed X-type *N*-directing group as the site selectivity-ensuring entities,^{2b,2c} and the precise nature of the activation model still remains unclear. To avoid the time- and labor-intensive installation and removal (often under harsh conditions) of directing groups in C–H activation, the use of naturally abundant and bioactive carboxylic acids to achieve robust control of positional selectivity is therefore highly desirable,³ which can accelerate the discovery of new medicines. However, the low σ -donating ability of the carboxylate poses substantial challenges towards anchoring metal centers close to the target C–H bond and reduces the activity of the resulting metallacycle towards electrophiles.⁴ In this regard, Yu *et al.* have identified carboxylic acids to direct C–H activation through weak coordination, and they proposed that the alkali metal cation could coordinate with carboxylate group in a κ^2 fashion and force Pd(II) to coordinate with the unhindered lone pair of electrons on the oxygen atom, thus enabling the palladacycle formation step.^{1i,4c}

Equally, annulation reactions with alkynes are one of the most popular methods to construct valuable cyclic structures, which have been extensively explored in C–H activation.^{3,5} However, almost all the methods reported to date suffer from the uncontrolled regioselectivity arises from alkyne insertion step when unsymmetrical alkynes are utilized, inevitably leading to regioisomeric product mixtures.^{3,5,6} To address this issue, installation of traceless directing groups (TDG) into an alkyne is an alternative pathway to discriminate the reactive sites, which could enable a regioselective alkyne insertion *via* precoordination to metal catalyst.⁷ Furthermore, this precoordination can also improve the activity of the resulting metallacycle with electrophilic alkyne, providing the possibility of access to site-selective and regioselective annulation of a weakly *O*-coordinating carboxylate with propargylic compounds, which has not been explored yet.



Scheme 1 Ru^{II}-catalyzed site-selective C–H activation.

Organisch-Chemisches Institut, Westfälische Wilhelms-Universität Münster, Corrensstraße 40, 48149 Münster, Germany. E-mail: glorius@uni-muenster.de

† Electronic supplementary information (ESI) available. CCDC 1866187. For ESI and crystallographic data in CIF or other electronic format see DOI: 10.1039/c9sc01703h

‡ These authors contributed equally.



To deliver selectivity, there are several intricate challenges to be overcome:

(1) The initial C–H metalation step would have to overcome the interaction of the transition metal catalyst with the electrophile, while η^1 - and η^3 -propargylic/allenylic metal species might be generated through oxidative addition of the metal catalyst with propargylic compounds, which could directly react with nucleophilic benzoates.⁸

(2) As previously highlighted, C–H activation at the *ortho* position of the carboxyl group in the presence of other coordinating groups needs to occur in a highly selective fashion, and further second C–H activation might result after the formation of desired product.

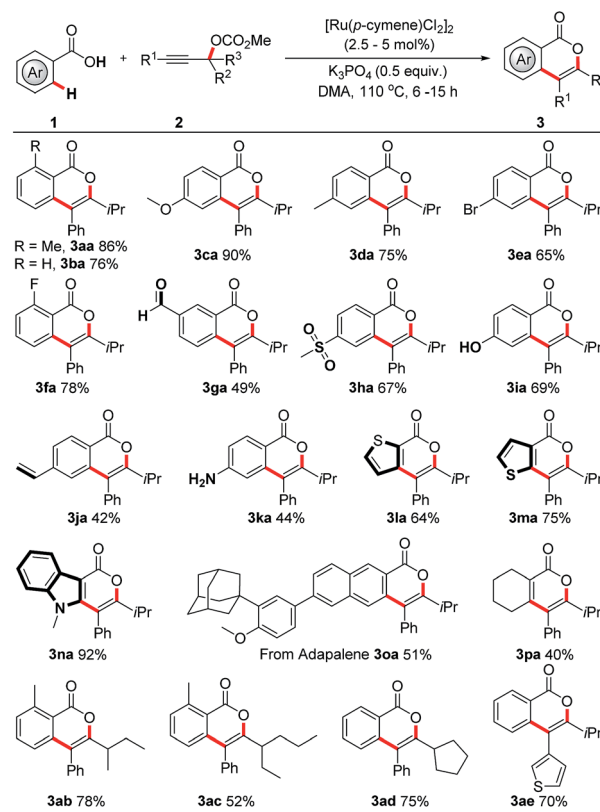
(3) C–O reductive elimination competes with β -oxygen elimination from intermediate **III** (Scheme 7), and the relative reaction rate for the two processes will largely determine final product distribution.⁶

(4) The generation of an aryl-metal species *in situ* from decarboxylation of benzoates would result in an undesired decarboxylative coupling.⁹

In the present work, these processes were well controlled by selection of a suitable catalyst and propargylic compound, enabling a site-selective C–H activation and regioselective annulation that fully tolerates strongly coordinating groups.

To probe the feasibility of our assumption, we began our investigation by reacting benzoic acid (**1a**) with tertiary propargylic alcohol under ruthenium catalysis (Scheme 2). To our delight, the desired isocoumarin **3aa** was obtained in 14% yield. The low yield was supposed to be due to the less efficient pre-coordination of the hydroxyl group to the metal catalyst and the slow downstream β -oxygen elimination. On this basis, a series of propargylic compounds, which contain a coordinating carbonyl oxygen atom and a better leaving group that might accelerate the catalyst–substrate interaction and β -oxygen elimination, were explored. It was found that propargylic carbonates exhibit high reactivity and the yield of **3aa** was improved to 88%. Further experiments showed that the catalyst also plays a crucial role (for details, see the ESI†). State-of-the-art precatalysts widely employed in C–H activation, such as $[\text{Cp}^*\text{Rh}(\text{MeCN})_3](\text{SbF}_6)_2$, $[\text{Cp}^*\text{IrCl}_2]_2$, $[\text{Cp}^*\text{Co}(\text{MeCN})_3](\text{SbF}_6)_2$ and $[\text{MnBr}(\text{CO})_5]$ were inactive in this new challenging transformation.

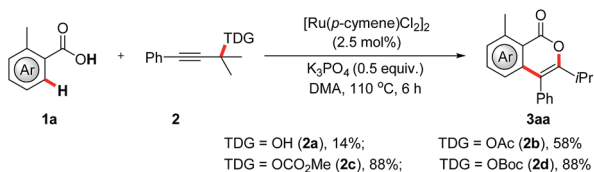
With the optimized reaction conditions in hand, we first examined the scope of carboxylic acids. As shown in Scheme 3, an extensive array of benzoic acids, bearing diverse neutral, electron-donating and electron-withdrawing groups, reacted smoothly with **2c** to afford the corresponding isocoumarins **3aa–3oa** in 42% to 92% yield. Significantly, a variety of functionalities, such as formyl, halogen, alkenyl, unprotected amino and



Scheme 3 Ru^{II} -catalyzed regioselective synthesis of isocoumarins. For details, see the ESI.†

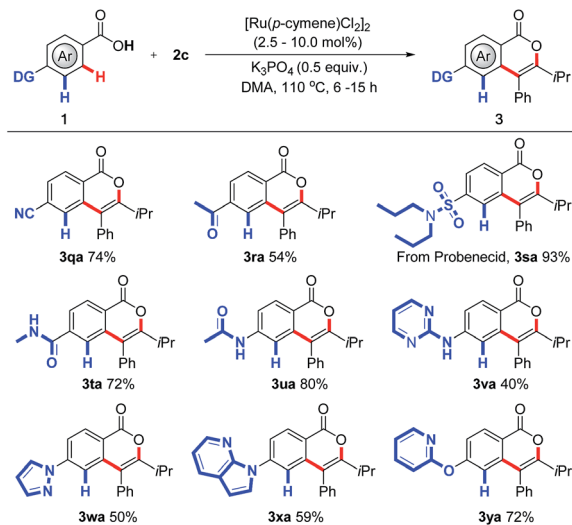
hydroxy groups, were well tolerated. Typically, these functional groups offer vectors for further elaboration. Further application of this method to heteroaromatic carboxylic acids was also successful, thereby delivering valuable thiophene and indole derivatives **3la–3na** in 64% to 92% yields. It is particularly noteworthy that this protocol provides direct access to late-stage derivatization of drug molecules (adapalene, **3oa**) and (probenecid, **3sa** in Scheme 4). Acrylic acid derivative, as exemplified by cyclohex-1-ene-1-carboxylic acid, could also serve as a suitable reaction partner in this protocol to give the desired pyrone **3pa** in moderate yield. Next, the scope of the reaction with respect to propargylic carbonates was explored. The sterically hindered alkyl groups, such as ethyl and cyclopentyl, located on the tertiary carbon of the propargylic carbonate, were found to marginally affect the efficiency of these reactions, providing the products **3ab–3ad** in 52% to 78% yields. The R^1 group in the propargylic carbonates was tolerated when it was an aryl or heteroaryl group (**3aa**, **3ae**). In addition, the regioselectivity of this protocol was confirmed by the X-ray crystallography of **3aa**.¹⁰

Encouraged by the broad tolerance of functionality, we extended this approach to control the site-selectivity in the presence of multiple chelating groups (Scheme 4), which has remained a great challenge in C–H activation. Interestingly, compared with keto and cyano groups, which have proved to exhibit proximity effects in C–H activation,¹¹ carboxylic group displays preferential reactivity, affording the corresponding products **3qa** and **3ra** in 74% and 54% yields respectively. Importantly,



Scheme 2 Ru^{II} -catalyzed regioselective synthesis of isocoumarins.



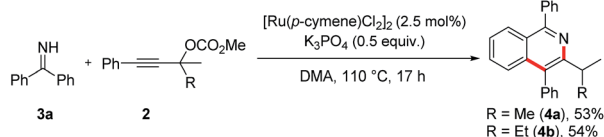


Scheme 4 Ru^{II}-catalyzed site-selective C–H activation. For details, see the ESI†

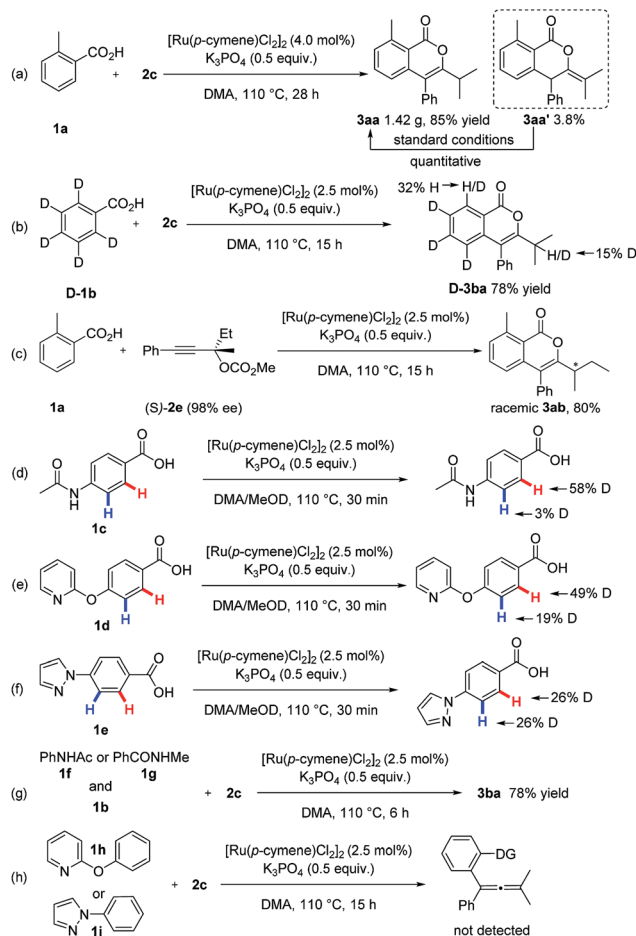
further experiments showed that yet more efficient directing groups can also be compatible in this protocol. The weakly coordinating carboxylic acid overrides conventionally efficient directing groups in C–H activation including sulfonamide, amide, pyrazole, pyrimidine, and even pyridine,¹¹ delivering the desired products **3sa–3ya** in moderate to excellent yields. Indeed, this site-selectivity pattern has been seldom seen in C–H activation,^{2b,2c} reflecting the benefit of this new strategy. We believe this may prove instrumental in future drug-discovery applications.

This procedure can be readily scaled to gram quantities with high efficiency. For example, 1.42 g of **3aa** was isolated, corresponding to 85% yield (Scheme 6a). The synthetic utility of this method was further illustrated by other high-value molecule synthesis (Scheme 5). For example, isoquinolines, which are common motifs within pharmaceuticals and natural products,¹² were delivered in moderate yields and exclusive regioselectivity using this unique ruthenium catalysis.

To gain insight into the reaction mechanism, a series of experiments were conducted (Scheme 6). The reaction of isotopically-labeled [D₅]-benzoic acid ([D]-**1b**) with **2c** was first carried out. A 32% deuterium loss on the C-6 site in [D]-**3ba** was observed (Scheme 6b), revealing that the C–H ruthenation step is reversible. Moreover, an apparent kinetic isotope effect ($k_H/k_D = 3.34$) was observed from two parallel reactions of **1b** or [D]-**1b** with **2c** (for details, see the ESI†), which suggests that cleavage of the C–H bond was involved in the rate-determining step. Furthermore, intermolecular competition experiments showed that electron-deficient benzoic acids were more reactive (for



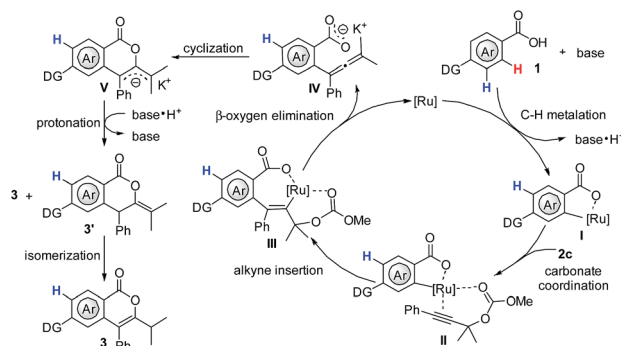
Scheme 5 Ru^{II}-catalyzed regioselective synthesis of isoquinolines.



Scheme 6 Gram synthesis and mechanistic studies.

details, see the ESI†), which indicates a carboxylate-assisted, concerted metalation-deprotonation type C–H ruthenation mechanism. Additionally, a side product **3aa'** was isolated from the gram-scale synthesis (Scheme 6a), which can be quantitatively transformed into the desired product **3aa** under standard condition.¹³ Next, no chirality transfer was observed when chiral carbonate (*S*)-**2e** (98% ee) was applied.

To better understand the origin of the observed site-selectivity, competitive H/D scrambling experiments were



Scheme 7 Proposed mechanism.



conducted. It was found that H/D exchanges happened in the both *ortho*-positions of the different coordinating groups (Scheme 6d–f), clearly illustrating that the C–H metalation step does not determine the site-selectivity. Subsequently, intermolecular competition reactions between *N*-phenylacetamide **1f** or *N*-methylbenzamide **1g** with **1b** were performed. Carboxylate-directed product **3ba** was exclusively formed (Scheme 6g), showing the carboxylic acid outcompeting strongly coordinating groups in this protocol. Furthermore, 2-phenoxy pyridine **1h** and 1-phenyl-1*H*-pyrazole **1i** did not furnish the potential C–H activation products with **2c** under standard conditions (Scheme 6h). These findings indicate that the site-selectivity is determined in the alkyne insertion step. Since the β -oxygen elimination was proven to be a facile process in this ruthenium catalysis, thus the feasibility of propargylic carbonate insertion into the C–Ru bond within the ruthenium cycle plays a crucial role in determining the site-selectivity. The importance of steric “match/mismatch” effect between transition metal species generated *in situ* and external coupling partner in regard to site-selectivity has been underutilized in C–H activation.¹⁴

Based on the aforementioned results and previous reports,^{3,6,7,15} a plausible mechanism was proposed. The reaction commences with base-assisted cycloruthenation of benzoic acid **1**, forming a five-membered ruthenacycle **I**. Afterwards, coordination of the carbonyl oxygen of the carbonate **2c** to **I** forms ruthenacycle **II**, which is followed by a regioselective alkyne insertion and subsequent β -oxygen elimination to deliver the active allene intermediate **IV** and regenerate the active Ru(II) catalyst. Finally, a highly selective intramolecular cyclization of **IV** would furnish the desired isocoumarins **3** and **3'**, the later could be further transformed into **3** *in situ*.

Conclusions

We developed an unprecedented redox-neutral, ruthenium-catalyzed regiospecific annulation of benzoic acids with propargylic carbonates. The newly developed protocol is site-selective towards the respective C–H bonds in the presence of other chelating groups. An array of isocoumarins, with a wide range of functionalities, were prepared regioselectively, which have not been successfully reported as single isomers *via* previously reported C–H activation methodology. Mechanistic studies indicate that a steric “match/mismatch” effect plays a crucial role in the obtained site-selectivity.

Conflicts of interest

There are no conflicts to declare.

Acknowledgements

This work was supported by the Alexander von Humboldt Foundation (Q. L. and S. C.), the WWU Münster (Graduate School of Molecules and Interfaces, S. M.) and the Deutsche Forschungsgemeinschaft (Leibniz Award). We also thank Dr Michael J. James and Toryn Dalton for helpful discussions.

Notes and references

- (a) O. Daugulis, H.-Q. Do and D. Shabashov, *Acc. Chem. Res.*, 2009, **42**, 1074; (b) D. A. Colby, R. G. Bergman and J. A. Ellman, *Chem. Rev.*, 2010, **110**, 624; (c) T. W. Lyons and M. S. Sanford, *Chem. Rev.*, 2010, **110**, 1147; (d) L. Ackermann, *Chem. Rev.*, 2011, **111**, 1315; (e) S. H. Cho, J. Y. Kim, J. Kwak and S. Chang, *Chem. Soc. Rev.*, 2011, **40**, 5068; (f) L. McMurray, F. O'Hara and M. J. Gaunt, *Chem. Soc. Rev.*, 2011, **40**, 1885; (g) C. L. Sun, B. J. Li and Z. J. Shi, *Chem. Rev.*, 2011, **111**, 1293; (h) C. S. Yeung and V. M. Dong, *Chem. Rev.*, 2011, **111**, 1215; (i) K. M. Engle, T.-S. Mei, M. Wasa and J.-Q. Yu, *Acc. Chem. Res.*, 2012, **45**, 788; (j) J. Yamaguchi, A. D. Yamaguchi and K. Itami, *Angew. Chem., Int. Ed.*, 2012, **51**, 8960; (k) O. Daugulis, J. Roane and L. D. Tran, *Acc. Chem. Res.*, 2015, **48**, 1053; (l) P. Gandeepan and C.-H. Cheng, *Chem.-Asian J.*, 2016, **11**, 448; (m) W. Liu and L. Ackermann, *ACS Catal.*, 2016, **6**, 3743.
- (a) R. Mandal and B. Sundararaju, *Org. Lett.*, 2017, **19**, 2544; (b) Y.-J. Liu, H. Xu, W.-J. Kong, M. Shang, H.-X. Dai and J.-Q. Yu, *Nature*, 2014, **515**, 389; (c) H. Wang, M. M. Lorion and L. Ackermann, *Angew. Chem., Int. Ed.*, 2016, **55**, 10386; (d) D. C. Blakemore, L. Castro, I. Churcher, D. C. Rees, A. W. Thomas, D. M. Wilson and A. Wood, *Nat. Chem.*, 2018, **10**, 383.
- L. Ackermann, *Acc. Chem. Res.*, 2014, **47**, 281.
- (a) A. Biafora, T. Krause, D. Hackenberger, F. Belitz and L. J. Gooßen, *Angew. Chem., Int. Ed.*, 2016, **55**, 14752; (b) H. Liangbin, B. Agostino, Z. Guodong, B. Valentina and L. J. Gooßen, *Angew. Chem., Int. Ed.*, 2016, **55**, 6933; (c) J. He, M. Wasa, K. S. L. Chan, Q. Shao and Q. Yu, *Chem. Rev.*, 2017, **117**, 8754.
- (a) T. Satoh and M. Miura, *Chem.-Eur. J.*, 2010, **16**, 11212; (b) G. Song, F. Wang and X. Li, *Chem. Soc. Rev.*, 2012, **41**, 3651; (c) N. Yoshikai and Y. Wei, *Asian J. Org. Chem.*, 2013, **2**, 466; (d) H. Huang, X. Ji, W. Wu and H. Jiang, *Chem. Soc. Rev.*, 2015, **44**, 1155; (e) R.-Y. Zhu, M. E. Farmer, Y.-Q. Chen and J.-Q. Yu, *Angew. Chem., Int. Ed.*, 2016, **55**, 10578.
- (a) L. Ackermann, J. Pospech, K. Graczyk and K. Rauch, *Org. Lett.*, 2012, **14**, 930; (b) R. K. Chinnagolla and M. Jeganmohan, *Chem. Commun.*, 2012, **48**, 2030; (c) R. Prakash, K. Shekarrao and S. Gogoi, *Org. Lett.*, 2015, **17**, 5264; (d) S. Warratz, C. Kornhaaß, A. Cajaraville, B. Niepötter, D. Stalke and L. Ackermann, *Angew. Chem., Int. Ed.*, 2015, **54**, 5513; (e) K. S. Singh, S. G. Sawant and P. H. Dixneuf, *ChemCatChem*, 2016, **8**, 1046; (f) Y. Qiu, C. Tian, L. Massignan, T. Rogge and L. Ackermann, *Angew. Chem., Int. Ed.*, 2018, **57**, 5818.
- (a) Q. Lu, S. Greßies, S. Cembellín, F. J. R. Klauck, C. G. Daniliuc and F. Glorius, *Angew. Chem., Int. Ed.*, 2017, **56**, 12778; (b) S. Wu, X. Huang, W. Wu, P. Li, C. Fu and S. Ma, *Nat. Commun.*, 2015, **6**, 7946.
- (a) S. Ma, *Eur. J. Org. Chem.*, 2004, **2004**, 1175; (b) L.-N. Guo, X.-H. Duan and Y.-M. Liang, *Acc. Chem. Res.*, 2011, **44**, 111; (c) M. Yoshida, *Chem. Pharm. Bull.*, 2012, **60**, 285.



- 9 (a) A. G. Myers, D. Tanaka and M. R. Mannion, *J. Am. Chem. Soc.*, 2002, **124**, 11250; (b) L. J. Goossen, G. Deng and L. M. Levy, *Science*, 2006, **313**, 662; (c) L. J. Goossen, N. Rodríguez, B. Melzer, C. Linder, G. Deng and L. M. Levy, *J. Am. Chem. Soc.*, 2007, **129**, 4824.
- 10 CCDC 1866187 (**3aa**) contain the supplementary crystallographic data for this paper.†
- 11 Z. Chen, B. Wang, J. Zhang, W. Yu, Z. Liu and Y. Zhang, *Org. Chem. Front.*, 2015, **2**, 1107.
- 12 V. A. Glushkov and Y. V. Shklyae, *Chem. Heterocycl. Compd.*, 2001, **37**, 663.
- 13 There are two possibilities for the cyclization: carboxylic acid addition to the *exo* double bond of the allene, or carboxylic acid addition to the *endo* double bond of the allene followed by isomerization of the remaining *exo* double bond.
- 14 M. P. Doyle, J. P. Morgan, J. C. Fettinger, P. Y. Zavalij, J. T. Colyer, D. J. Timmons and M. D. Carducci, *J. Org. Chem.*, 2005, **70**, 5291.
- 15 (a) P. B. Arockiam, C. Bruneau and P. H. Dixneuf, *Chem. Rev.*, 2012, **112**, 5879; (b) P. Nareddy, F. Jordan and M. Szostak, *ACS Catal.*, 2017, **7**, 5721.

