

## Tube shelters from agricultural plastic waste: an example of circular economy

J. Martínez Urreaga<sup>1,2</sup>, F.R. Beltrán<sup>1,2</sup>, J. Acosta<sup>2,3</sup>, T. Aguinaco<sup>2,3</sup>, C. Fonseca<sup>2,3</sup>, A. Ochoa<sup>2,3</sup>,  
J. A. Oliet Palá<sup>4</sup>, C. González-Sánchez<sup>5</sup>, M.U. de la Orden<sup>2,6</sup>

<sup>1</sup>Dpto. Ingeniería Química Industrial y del Medio Ambiente, E.T.S.I. Industriales, Universidad Politécnica de Madrid, José Gutiérrez Abascal, 2, 28006-Madrid, Spain.

<sup>2</sup>Grupo de Investigación: Polímeros, Caracterización y Aplicaciones (PolCA).

<sup>3</sup>E.T.S. de Ingeniería y Diseño Industrial, Universidad Politécnica de Madrid

<sup>4</sup>E.T.S. de Ingeniería de Montes, Forestal y del Medio Natural, Universidad Politécnica de Madrid

<sup>5</sup>Dpto. Ingeniería Química y TMA, Facultad de Química, Universidad de Oviedo

<sup>6</sup>Dpto. de Química Orgánica, Facultad de Óptica y Optometría, Universidad Complutense de Madrid

Corresponding author email: [joaquin.martinez@upm.es](mailto:joaquin.martinez@upm.es)

### Abstract

The use of recycled plastics in applications similar to those of the original plastic is of great interest for the fulfillment of the circular economy policies objectives. In this work, the feasibility of using recycled agricultural plastics in the manufacture of tube shelters for plant seedlings protection, which can be used in forest restoration and other plantations, has been investigated. The recycled plastics and their blends with a virgin polyethylene were characterized using spectroscopic techniques and thermal analysis. The effects of the recycled plastics on the optical and mechanical properties of the blends, which are key properties in the selection of materials for tube shelters, were measured using UV-Vis spectroscopy and tensile testing. Thermal stability and degradation during an accelerated aging test were also investigated. The use of recycled plastics did not alter the stability of the blends, but there were decreases in elongation at break and UV and blue light transmission, with small decreases in red light transmission and without significant changes in the red-far red ratio. Blends with less than 50 wt% of recycled plastics show only small decreases in the elongation and provide an adequate light transmission for seedlings. Therefore, the results indicate that significant amounts of recycled agricultural plastics can be used in the manufacture of tube shelters, with clear environmental advantages.

**Keywords:** agricultural plastic waste, mechanical recycling, circular economy, tube shelters, light transmission.

### Abbreviation list

ATR	Attenuated total reflectance
CE	Circular economy
DSC	Differential scanning calorimetry
EVA	Ethylene-vinyl acetate copolymer
FTIR	Fourier transform infrared spectroscopy
HALS	Hindered amine light stabilizers
HDPE	High-density polyethylene
LDPE	Low-density polyethylene
LLDPE	Linear low-density polyethylene

1	PAR	Photosynthetically active radiation
2	PLA	Poly(lactic acid)
3	R-FR	Red/far-red ratio
4	RH	Relative humidity
5	TGA	Thermogravimetric analysis
6	T <sub>5</sub>	Temperature at which 5 % of the mass is lost
7	T <sub>max</sub>	Temperature of maximum rate of mass loss
8	T <sub>m</sub>	Melting temperature
9	UV	Ultraviolet
10	Vis	Visible
11	ΔH <sub>m</sub>	Melting enthalpy

## 1. Introduction

The production and consumption of plastics continues to increase worldwide, due to the important advantages of these materials in packaging, textile, automotive, agriculture and other applications (Nature Comm., 2018). Most of these plastics are not biodegradable and are obtained from non-renewable sources, mainly crude oil, so that their high consumption results in serious issues, such as the depletion of raw materials or the need to manage large amounts of very stable waste (Ragossnig and Schneider, 2019; Ellen MacArthur Foundation, 2016).

At present, the most important fates for plastics waste are landfill, energy recovery and recycling (Plastics Europe, 2018). Still a significant amount of waste, about 20%, ends up in unmanaged dumps, which causes major environmental problems (Hundertmark et al., 2018). Among the possible destinations, the most interesting is recycling, because it allows reducing the consumption of raw materials and energy associated with the manufacture of virgin polymers, while reducing the volume of waste that can cause environmental problems. Gu et al. (2017) have recently carried out a life cycle assessment of the mechanical recycling of plastic waste coming from agriculture and other sources, based on real-world data; their results show that mechanical recycling is a superior alternative for the wastes in most environmental aspects. Hou et al. (2018) have obtained similar results in their study of the environmental impacts of various plastic film waste treatment systems; recycling shows a considerable advantage over incineration or landfill disposal, mainly due to the use of recycled plastics instead of plastics produced from virgin raw materials. Plastic waste recycling offers other additional advantages such as creating jobs, generating sustainable growth and boosting the competitiveness of the industrial companies (Andreoni et al., 2015; Arenas-Vivo et al., 2017). It should also be noted that mechanical recycling preserves the possibility of energy recovery when the recycling of waste is no longer viable. So, mechanical recycling of waste plastics plays a main role in achieving the objectives of the circular economy (CE) policy, one of the keys of the European policy for the coming years (Leal Filho et al., 2019; European Commission, 2018).

Agriculture is one of the main applications of plastics (Rentizelas et al., 2018; Scarascia-Mugnozza et al., 2011). Currently about 3.4 % of all plastic produced goes to agriculture in Europe (Plastics Europe, 2018), for instance in the form of film for applications such as greenhouses, tunnels, mulching and silage (Briassoulis et al., 2013). The use of plastic covers presents important advantages in agriculture, since it allows to control the temperature and the incoming solar radiation, while reducing the need for energy and the consumption of water, fertilizers and pesticides. Only in Spain, more than 220,000 t of plastic were used in agriculture in 2015, including more than 90,000 t of agricultural plastic film (ANAIP, 2019). The polymers most used in agricultural films are low-density polyethylene (LDPE) and linear low-density polyethylene (LLDPE), with minor amounts of ethylene-vinyl acetate (EVA) copolymer (Briassoulis et al., 2013; La Mantia, 2010). Other polymers, such as high-density polyethylene

1 (HDPE), polypropylene (PP) and poly(vinyl chloride) (PVC), are used in structures, pipes and  
2 other applications.

3 The high consumption of plastics in agriculture makes the fate of agricultural plastics  
4 waste (APW) an important environmental issue and a problem for the fulfillment of the  
5 objectives set out in the CE policies. Several studies have shown that mechanical recycling is a  
6 viable alternative for many APWs because recycled plastics with good properties can be  
7 obtained (Briassoulis et al., 2013, Picuno et al., 2012, González-Sánchez et al., 2014).  
8 Currently, a portion of the waste generated is mechanically recycled and marketed for different  
9 applications. The highest quality recycled plastic is used, for example, in the manufacture of  
10 recycled film for applications such as mulching, pipes and garbage bags. APW is also recycled  
11 to be used in the manufacture of plastic lumber, which is used in applications such as deck  
12 floors, fences, park benches and other outdoor furniture.

13 However, the APW fraction subjected to mechanical recycling is still a minority due to  
14 some problems, among which the following can be highlighted:

- 15 • The cost of collection, separation, cleaning and reprocessing is rather high, so  
16 sometimes the cost of recycled plastic is similar to that of virgin plastic (or even higher,  
17 depending on the crude oil prices).
- 18 • The presence of different and immiscible polymers leads to recycled plastics with  
19 decreased performance.
- 20 • The presence of soil and other impurities, often in high proportions, increases the cost  
21 of cleaning and reduces the quality of the recycled plastic.
- 22 • The degradation suffered by the plastic during its useful life also reduces the quality of  
23 the recycle.
- 24 • Some waste plastics show too high concentrations of agrochemicals, so they are  
25 considered hazardous.

26  
27 In order to increase the mechanical recycling of APW, it is necessary to develop new  
28 viable markets for the recycled plastics, optimizing the economy of the recycling process and  
29 improving the performance of recycled plastic. The processes for improving the properties of  
30 recycled plastics must be simple, economical and environmentally sound. For example,  
31 previous works have shown that the properties of composite materials obtained from recycled  
32 agricultural plastics and residual cellulose can be improved by mixing with HDPE coming from  
33 urban plastic waste (Martínez Urreaga et al., 2015) and by the addition of small amounts of  
34 organic peroxides (González-Sánchez et al., 2016).

35 The development of new viable markets for recycled plastics also requires demonstrating  
36 the utility of recycled plastics in new applications. The present work addresses the study of the  
37 feasibility of using recycled plastics obtained from APW in the manufacture of tube shelters for  
38 seedlings in plantations. These tube shelters, which are widely used in new vineyards, fruit tree  
39 crops, forest restoration and other applications, are usually made from polymers such as PE or  
40 PP. The tubes play an important role in the survival and growth of planted seedlings, because  
41 they protect them from predators and agrochemicals, and alleviate abiotic stress during seedling  
42 establishment by reducing the amount of light reaching the plant, the air movement around the  
43 shoot and by reducing vapor pressure inside the tube (Oliet et al 2007; Oliet et al., 2005;  
44 Puértolas et al., 2010). Some optical properties of plastic tube wall, such as amount and quality  
45 of transmitted light, can affect these microclimatic conditions, with consequences for seedlings  
46 survival and growth (Devine and Harrington 2008; Oliet et al. 2015). Additionally, mechanical  
47 properties need to be characterized in order to validate the use of tested material in planting  
48 operations and its response to outdoor field conditions. Tree shelters in plantations are  
49 unavoidable in Mediterranean areas due to the abundance of herbivores. Considering the  
50 average reforestation and afforestation rates in Mediterranean countries such as Spain during

1 last decades (Vadell et al 2016), annual plastic consumption for tree sheltering in these  
2 plantations could, in average raise up to 4,000 t.

3 Two recycled agricultural plastics (RAP), both obtained by mechanical recycling of  
4 greenhouse covers and other used agricultural plastic films, and one virgin LDPE, were used in  
5 the study. Tubes with different LDPE-RAP ratio, obtained by melt compounding and blowing,  
6 were characterized in order to evaluate the suitability of the RAP to manufacture tube shelters.  
7 Structure and chemical composition were analyzed using differential scanning calorimetry  
8 (DSC) and Fourier Transform Infrared (FTIR) spectroscopy. The key properties of the tubes,  
9 i.e., tensile strength and elongation at break, thermal stability and light transmission, were  
10 measured using tensile tests, thermogravimetry (TGA) and UV-Vis spectroscopy, respectively.  
11 Finally, samples of the different tubes were compared after being subjected to accelerated  
12 aging. The performance of the tubes obtained from virgin LDPE and LDPE-RAP blends is  
13 similar; therefore, these results appear to indicate that significant amounts of APW can be used  
14 in the manufacture of tube shelters with good performance.

## 15 16 **2. Materials and methods**

### 17 **2.1. Materials**

18 The recycled agricultural plastics used in this work, Alfaten 200 (AF200) (González-  
19 Sánchez et al., 2014) and Alfaten 231 (AF231), were kindly supplied by Befesa Plásticos (now  
20 GW Plastics, Spain). AF200 was obtained by mechanical recycling of APW (mainly  
21 greenhouse covers, with some amounts of tunnel and mulching films) generated in the southeast  
22 of Spain. AF231 was obtained by melt reprocessing of AF 200. Both recycled plastics are dark  
23 brown, because of the presence of impurities and some black plastic. The LDPE used as  
24 reference material was Alcludia PE003, a colorless plastic supplied by REPSOL (Spain).

25 The tubes of the desired composition, with wall thickness around 0.7 mm, were obtained  
26 by extrusion and blowing, using a Covex single-screw tubular film extruder. The barrel  
27 temperatures, from hopper to die, were 150 -155 -160 -165 and 170 °C. The code names of the  
28 RAP-LDPE blends are XXAF200 or XXAF231, where XX stands up for the wt % of RAP in the  
29 blend.

30 Accelerated aging was carried out in an Angelantoni Discovery DY1200 climatic  
31 chamber. In order to compare the effects of temperature and humidity, samples were subjected  
32 to temperatures ranging from -20 °C until 80 °C at relative humidities between 30 and 85 %,  
33 including 6 h of UV treatment. Specifically, each sample was subjected to the following cycle:  
34 8 h at -20 °C and 30 % RH; 8 h at 80 °C and 30 % RH; 8 h at 80 °C and 85 % RH; 8 h at 5 °C  
35 and 85 % RH; 6 h at 35 °C without RH control; 6 h of UV treatment at 35 °C without RH  
36 control.

### 37 **2.2 Characterization Techniques**

38 Differential scanning calorimetry (DSC) was performed under nitrogen atmosphere on  
39 samples of about 5 mg, in standard aluminum pans, using a TA Instruments Q-20 calorimeter.  
40 Samples were heated from 30 to 180 °C at a rate of 5 °C /min in the first heating scan. After 3  
41 min at 180 °C, samples were cooled until -60 °C, kept at -60 °C for 1 min and then heated again,  
42 until 180 °C (second heating). The values of melting temperature and melting enthalpy were  
43 determined in the second heating scan. In the thermogravimetric analysis (TGA), samples of  
44 12–14 mg were heated at 10 °C/min from room temperature to 800 °C in dry nitrogen (30  
45 cm<sup>3</sup>/min), using a TA Instruments TGA2050 thermogravimetric analyzer.

46 Infrared spectra were recorded in a Nicolet iS10 spectrometer, equipped with a diamond  
47 Attenuated Total Reflectance (ATR) accessory. Each spectrum was recorded at a resolution of

1 4 cm<sup>-1</sup>, with 16 scans. The FTIR-ATR spectra were corrected using the software supplied with  
2 the spectrophotometer.

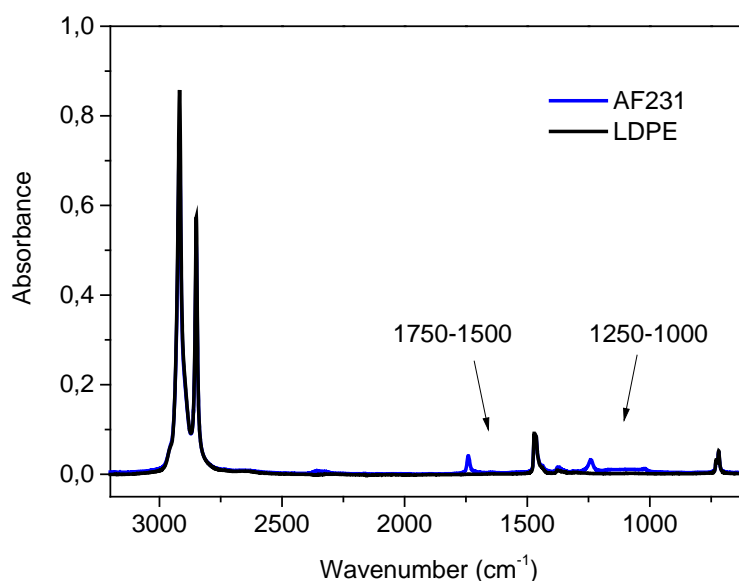
3 Transmission in the ultraviolet and visible regions was measured according to the ISO  
4 13468 standard, using a Shimadzu 2401 PC UV-Vis spectrophotometer equipped with a  
5 Shimadzu integrating sphere, with a scan speed of 200 nm/min.

6 Tensile tests were performed using a Metrotec Hounsfield H10KT test machine,  
7 following the standard ISO 527 (Part 1). Test samples according to the standard ISO 3167 were  
8 used. Values reported are the average of measurements made on five specimens.

### 11 3. Results and discussion

#### 12 3.1. Characterization of the plastics

13 Due to the presence of different polymers, additives and impurities, recycled plastics  
14 usually have a complex chemical composition (González-Sánchez et al., 2014), which must be  
15 studied because it determines the structure and, therefore, the optical, mechanical and thermal  
16 properties of the final product. The composition and structure of the starting recycled plastics  
17 used in this work, AF200 and AF231, and their blends with LDPE, were studied using FTIR-  
18 ATR spectroscopy and differential scanning calorimetry.

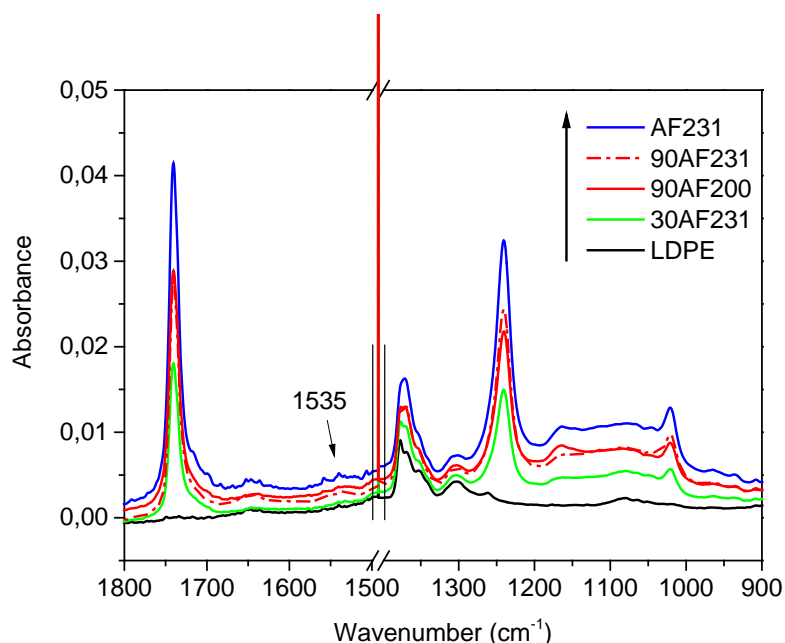


20  
21 Fig. 1. FTIR-ATR spectra of the virgin plastic, LDPE, and one of the recycled plastics used,  
22 AF231.  
23

24 Fig. 1 shows that the FTIR-ATR spectra of LDPE and AF231 are similar. The most  
25 abundant polymer in both cases is polyethylene, since the spectra shows the PE characteristic  
26 absorption bands at 720-730 (CH<sub>2</sub> rocking), 1460 (CH<sub>2</sub> bending) and 2850-2920 cm<sup>-1</sup> (CH  
27 symmetric and asymmetric stretching). Some differences can also be observed, mainly in the  
28 1750-1500 and the 1250-1000 cm<sup>-1</sup> regions of the spectra, which are shown enlarged in Fig. 2.

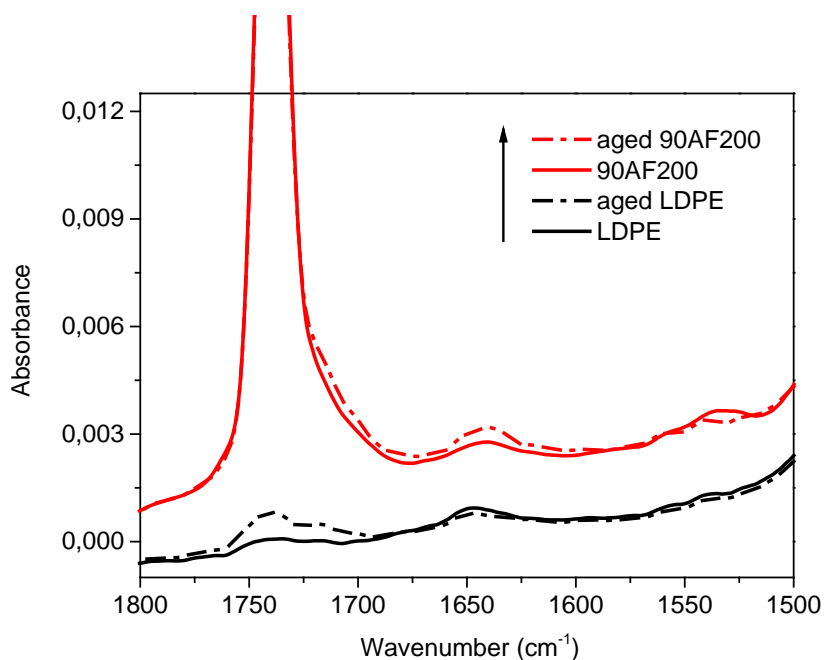
29 Fig. 2 shows that the spectra of the blends with AF200 and AF231 are very similar. The  
30 strongest characteristic bands of both recycled plastics, and their blends with LDPE, appear at  
31 1740 and 1240 cm<sup>-1</sup>. These absorptions can be assigned to the stretching modes of C=O and C-  
32 O, respectively, of the acetate groups of ethylene-vinyl acetate copolymer (Martínez Urreaga

1 et al., 2015). The presence of EVA in recycled agricultural plastics is explained by the use of  
2 this polymer in the formulation of plastics for greenhouse covers, due to its good mechanical  
3 properties and its contribution to the greenhouse effect (La Mantia, 2010). In a previous work,  
4 an analysis of recycled agricultural plastics revealed the presence of 2.5-4.5 wt% of EVA  
5 (González Sánchez et al., 2014).  
6



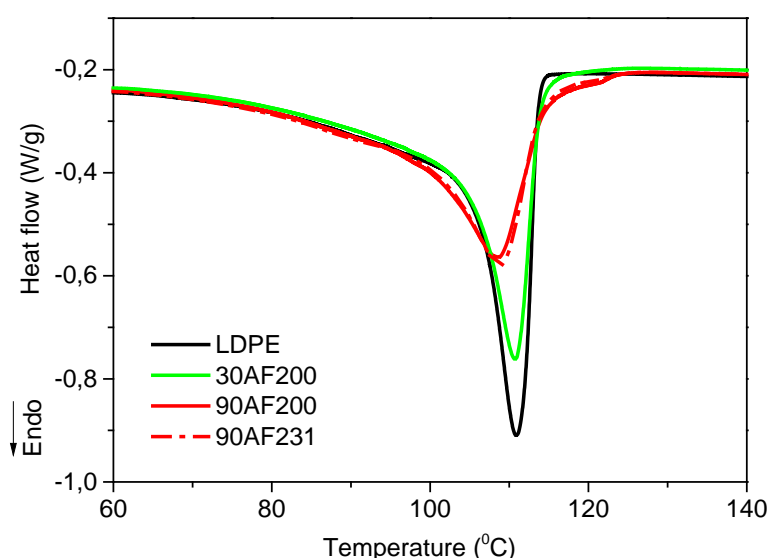
7  
8 Fig. 2. FTIR-ATR spectra of LDPE, AF231 and their blends.  
9  
10

11 Spectra of the materials obtained from recycled plastics show other low-intensity bands  
12 that reveal the presence of additives that may be interesting for the applications of these plastics.  
13 A very weak band at 1535 cm<sup>-1</sup> indicates the presence of hindered amine light stabilizers  
14 (HALS), a kind of additive widely used in greenhouse covers (Scoconi et al., 2000). This  
15 absorption is interesting because it reveals that a part of the photo-stabilization additives of  
16 agricultural plastics remains after their useful life and appears in the recycled plastics, providing  
17 resistance to degradation. The weak bands that appear between 1000 and 1200 cm<sup>-1</sup> can be  
18 assigned to impurities, mainly soil, present in recycled plastics, but also to the presence of  
19 silicates such as talc or kaolin, which are used in greenhouse covers as additives for improving  
20 the greenhouse effect (La Mantia, 2010; Picuno et al., 2012). The presence of silicates and  
21 HALS increases the interest of agricultural recycled plastics in the manufacture of tube shelters,  
22 since they confer interesting properties such as stability and greenhouse effect.



1  
2 Fig. 3. FTIR-ATR spectra of LDPE and the blend with 90 wt % of AF200, recorded before  
3 and after the accelerated ageing experiments.  
4

5 FTIR spectroscopy also provides information on the chemical transformations of plastics  
6 during aging tests. Fig. 3 allows comparing the effect of the aging test on the spectra LDPE and  
7 90AF200, the blend with 90 wt% of AF200. In both plastics the appearance of weak absorptions  
8 in the 1700-1740  $\text{cm}^{-1}$  is observed, which can be assigned to new C = O groups formed during  
9 the test. In addition, the blend shows a small increase in absorption at 1640  $\text{cm}^{-1}$ , which does  
10 not appear for the pure LDPE. This band could be due to the absorption of a small amount of  
11 water during the test, due to the presence of EVA, a polymer more hydrophilic than  
12 polyethylene. Anyway, it should be noted that the chemical changes are minimal, as can be  
13 observed in the values of the absorbances. The changes in the recycled plastic are even smaller  
14 than in the virgin, which may be due to the presence of stabilizing additives. The disappearance  
15 of the band centered at 1535  $\text{cm}^{-1}$  in the aged blend can be related to the consumption of  
16 stabilizers during the aging tests.  
17



1  
2 Fig. 4. DSC curves (first heating scan) corresponding to LDPE and different blends with  
3 AF200 and AF231.  
4

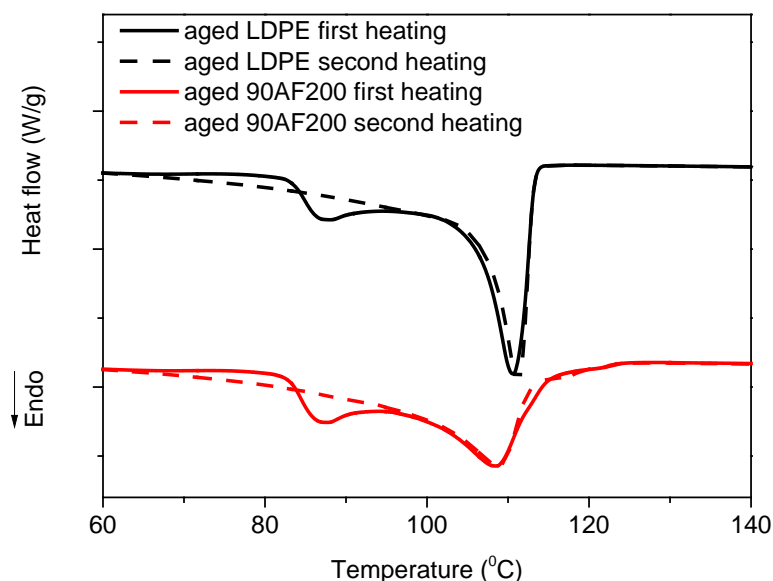
5 The chemical nature of recycled plastics can also be studied by differential scanning  
6 calorimetry (DSC). Fig. 4 shows the DSC curves, corresponding to the first heating scan (the  
7 curves of the second heating scan are very similar), of virgin LDPE and different RAP-LDPE  
8 blends. The DSC curve of LDPE confirms that it is the pure polymer, since it only shows the  
9 characteristic melting endotherm of low-density polyethylene, with a melting temperature  $T_m$   
10 = 111.5 °C. The presence of recycled agricultural plastic causes  $T_m$  to decrease to 108.9 °C,  
11 widens the melting endotherm and reduces the area under the curve, which measures the  
12 melting enthalpy ( $\Delta H_m$ ) and, therefore, the crystallinity of the material. The values of  $T_m$  and  
13  $\Delta H_m$  are shown in Table 1. The differences in the DSC curves of the recycled plastics can be  
14 explained considering that the presence of impurities and other polymers, such as EVA and  
15 LLDPE, hinders the crystallization of LDPE during the cooling of the melt, thus generating less  
16 perfect crystalline structures and in smaller proportion. The presence of EVA has been shown  
17 above by FTIR spectroscopy. The presence of LLDPE in recycled plastics is confirmed by a  
18 small melting peak observed at 120 °C in the DSC curves of the blends (Tzankova Dintcheva  
19 et al., 1997).  
20

21 Table 1. DSC and TGA parameters of LDPE and different blends with AF200 and AF231.  
22

	$T_m$ (°C)	$\Delta H_m$ (J/g)	$T_5$ (°C)	$T_{max}$ (°C)	Residue (wt %)
<b>LDPE</b>	111.5	128	405.0	465.5	0.1
<b>Aged LDPE</b>	111.2	126	390.6	455.4	0.9
<b>90AF200</b>	108.9	119	396.0	477.7	2.3
<b>Aged 90AF200</b>	108.9	119	387.5	476.4	2.5
<b>90AF231</b>	109.2	118	395.7	476.6	2.3

23  
24  
25 Materials subjected to the accelerated aging test show a different behavior in the first and  
26 the second heating scan, as can be seen in Fig. 5. In the DSC curve corresponding to the first  
27 heating, the samples subjected to the test show a splitting of the melting endotherms, with the

1 appearance of a new maximum at temperatures as low as 88 °C. A similar behavior has been  
2 previously observed in polyethylene samples subjected to thermal treatments and has been  
3 explained considering that the treatment causes a rearrangement of the crystalline structures,  
4 which leads to a segregation in structures of different sizes and different melting temperatures  
5 (Vallés-Lluch et al., 2002). As expected, this segregation cannot be observed in the second  
6 heating scan because the fusion erases the thermal history of the material. It is also worth to  
7 note that Fig. 5 confirms that the virgin plastic and the blends with recycled agricultural plastics  
8 behave in a very similar way.  
9



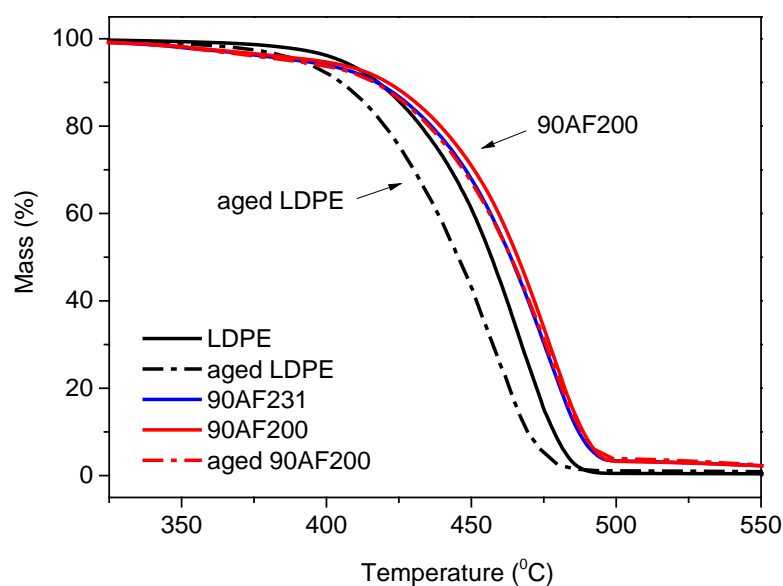
10  
11 Fig. 5. DSC curves (first and second heating scans) corresponding to LDPE and a blend with  
12 AF200, measured after being subjected to accelerated aging.  
13

### 14 3.2. Properties of the blends

15 The development of the use of a recycled plastic in a certain application, such as the  
16 manufacture of tube shelters, requires ensuring that the key properties of the final product will  
17 be at least similar to those of the product manufactured with virgin plastic. Therefore, the effect  
18 of recycled plastics on the most important properties when selecting a plastic to make tube  
19 shelters, that is, stability and mechanical and optical properties, has been investigated.  
20

#### 21 3.2.1. Stability and mechanical properties

22  
23 The effect of the recycled plastics on the thermal stability of the blends has been  
24 investigated using thermogravimetric analysis. Fig. 6 shows the degradation curves of LDPE  
25 and the blends with a high content of AF200 and AF231, as well as the curves recorded after  
26 subjecting the materials to accelerated aging tests. Table 1 shows the values of the residue, i.e.,  
27 the mass remaining after the thermal degradation, as well as those of two characteristic  
28 degradation temperatures.  $T_5$  is the temperature at which 5% of the initial mass has been lost  
29 by degradation and is frequently considered as a value representative of the initial degradation  
30 temperature.  $T_{max}$  is the temperature at which the maximum speed of mass loss is reached.



1  
2 Fig. 6. TGA curves corresponding to LDPE and blends with 90 wt% of AF200 or AF231.  
3 Note: TGA curves corresponding to 90AF231 and aged 90AF200 are practically  
4 superimposed.  
5

6 Fig. 6 and Table 1 show that the behavior of the blends during the thermal degradation is  
7 slightly different. While the TGA curves corresponding to LDPE show the loss of almost 100%  
8 of the initial mass in a single stage that starts at around 400 °C, the curves of the blends show a  
9 small mass loss at lower temperatures, between 350 and 400 °C. However, the total  
10 decomposition of the material takes place at temperatures higher than those observed for LDPE.  
11 In addition, the final mass in the TGA tests of the blends is not null, but a residue of more than  
12 2 wt% is formed.

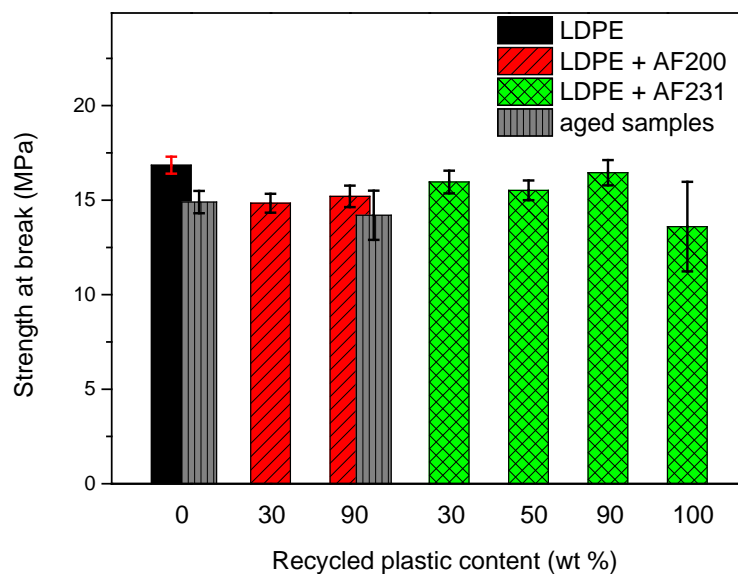
13 The mass loss step that appears at temperatures lower than 400 °C, which reduces the  
14 initial degradation temperature by 9 °C, may be assigned, at least in part, to the decomposition  
15 of the EVA present in the recycled plastic. It is known that the thermal decomposition of EVA-  
16 LLDPE blends starts at 300-380 °C with a deacetylation process that produces acetic acid; the  
17 second step takes place at temperatures higher than 380 °C and involves the decomposition of  
18 the polyethylene macromolecules (Chuang et al., 2004). The thermal degradation of some  
19 impurities and additives of the recycled plastics may also contribute to the first mass loss step.  
20 Regarding the residues observed in Table 1 and Fig. 6 at temperatures higher than 500 °C, it  
21 must be considered that some of the additives, such as talc and kaolin, and impurities, such as  
22 silica and silicates from soil, generate stable compounds under thermal treatments a 600 °C,  
23 which may be responsible for the residues. In order to explain the greater overall thermal  
24 stability of blends with recycled plastic, which leads to a greater value of  $T_{max}$ , different factors  
25 have to be considered, among which the presence of LLDPE and stabilization additives in  
26 recycled plastics could be highlighted.

27 Fig. 6 and Table 1 also present the results corresponding to aged samples of LDPE and  
28 90AF200. The accelerated aging causes a clear decrease in the thermal stability of pure LDPE,  
29 which leads to significant decreases, of more than 10 °C, in both  $T_5$  and  $T_{max}$ . However, the  
30 effects of the same test on the thermal stability of the blend are less important. In this case,  $T_5$   
31 decreases by 8.5 °C, but  $T_{max}$  remains almost unchanged. The better behavior of the recycled  
32 plastic in the accelerated aging test, which is in good agreement with the results of the FTIR  
33 analysis of the aged samples, may be due to the presence of stabilization additives.

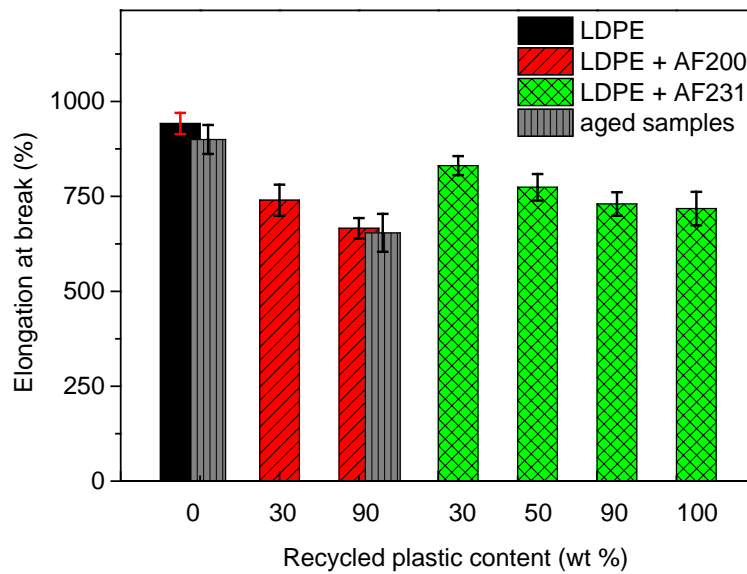
1 The effects of the recycled plastics on the mechanical properties have been also studied  
 2 because some properties, such as the tensile strength and the elongation at break, are very  
 3 important when selecting plastics for the manufacture of tube shelters. Fig. 7 shows that the  
 4 effect of the recycled plastics on the strength at break is small; the blends of LDPE with AF200  
 5 or AF231 generally show lower values than the pure LDPE, but the decreases are similar to the  
 6 uncertainty of the measurements.

7 The elongation at break of the blends is clearly lower than that of the virgin plastic and  
 8 decreases as the recycled plastic content increases, as can be seen in Fig. 8. This effect may be  
 9 due to the presence of impurities that facilitate the breakage under stress and, also, to the  
 10 degradation of the agricultural plastics during its useful life, which causes chain scission and  
 11 cross-linking reactions that increase the brittleness of the material. However, it should be noted  
 12 that the presence of the recycled plastics studied only causes moderate decreases, lower than  
 13 30%. For instance, the blend with an AF231 content as high as 50% shows a decrease in the  
 14 elongation at break of only 18%. These results suggest that blends of virgin LDPE with  
 15 significant amounts of recycled agricultural plastics can meet the mechanical requirements of  
 16 the plastics in many applications, so that great amounts of recycled plastics could be used in  
 17 this kind of applications.

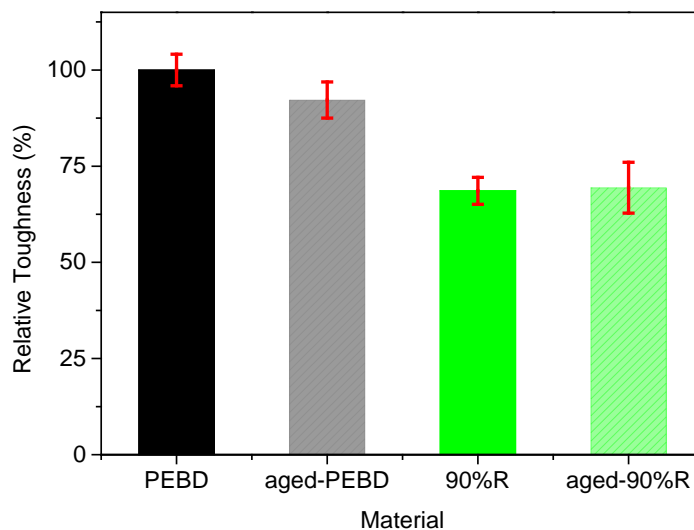
18 Fig. 7 and 8 also show the values of strength and elongation at break corresponding to  
 19 aged samples of LDPE and 90AF200. In good agreement with the results obtained in the studies  
 20 of thermal stability and chemical degradation, the accelerated aging test causes only small  
 21 decreases in the mechanical properties of pure LDPE and, especially, 90AF200. For this blend,  
 22 the decreases are very similar to the values of the uncertainty of the measurements, thus  
 23 confirming the good stability of the blends of LDPE with recycled agricultural plastics.



24 Fig. 7. Strength at break of LDPE and different blends with AF200 or AF231. The values  
 25 corresponding to aged materials are also included.  
 26  
 27



1  
2 Fig. 8. Elongation at break of LDPE and different blends with AF200 or AF231. Grey bars  
3 correspond to aged samples of LDPE and 90AF200.  
4



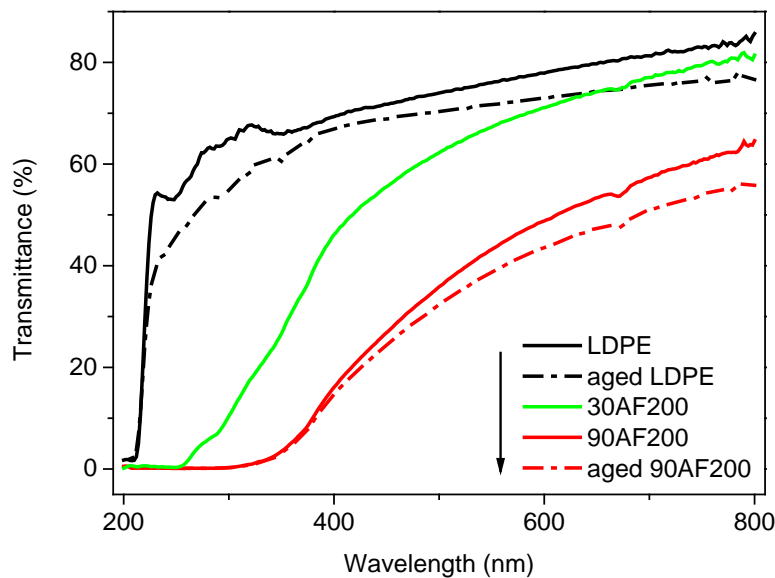
5  
6 Fig. 8'. Effects of recycled plastic and ageing on the relative toughness (%). The virgin  
7 plastic, PEBD, is used as reference (100 %).  
8

### 9 3.2.2. Optical properties

10  
11 Optical properties play a main role in the performance of seedlings protected by tube  
12 shelters. Most of the studies concerning the effect of optical properties on plant development  
13 have focused on transmission in the whole photosynthetically active radiation (PAR) spectrum.  
14 This is the radiation that drives photosynthesis, with a spectral range (400-700 nm) very similar  
15 to that of visible light (Schulze et al. 2005) and both survival and growth of seedlings depend  
16 on the PAR light transmission of the shelter (Puértolas et al., 2010; Oliet et al., 2015). However,  
17 it must be taken into account that the spectral distribution of the PAR light that passes through

1 the walls of the shelter has a significant effect on the growth of the seedlings. In addition, other  
2 radiations, such as the low and mid-energy ultraviolet, could also have significant effects  
3 (Schulze et al. 2005).

4 Fig. 9 shows the UV-Vis transmission spectra of virgin plastic and different blends with  
5 AF200 (blends with AF231 show similar spectra, data not shown). The addition of recycled  
6 plastic causes a significant decrease of the whole transmission, due to the presence of impurities  
7 and black plastics that make it darker. In the visible light region, this reduction ranges from 10  
8 % (for a blend with 30 wt % of AF200) to 50 % (blend with wt90 % of AF200). Although the  
9 effects of this transmission depends on the climate and functional attributes of the species,  
10 conducted studies in this regard show that a reduction of the visible light transmission between  
11 20 and 60 % may be useful depending on shade-tolerance of the species in Mediterranean or  
12 other dry ecosystems (Vázquez de Castro et al., 2014; Oliet et al. 2018). Thus, the recycled  
13 blends provide an appropriate light transmission range for our ecological planting conditions.  
14



15 Fig. 9. UV-Vis transmission spectra of LDPE and different blends with AF200. Dashed lines  
16 correspond to aged samples of LDPE and 90AF200.  
17  
18  
19

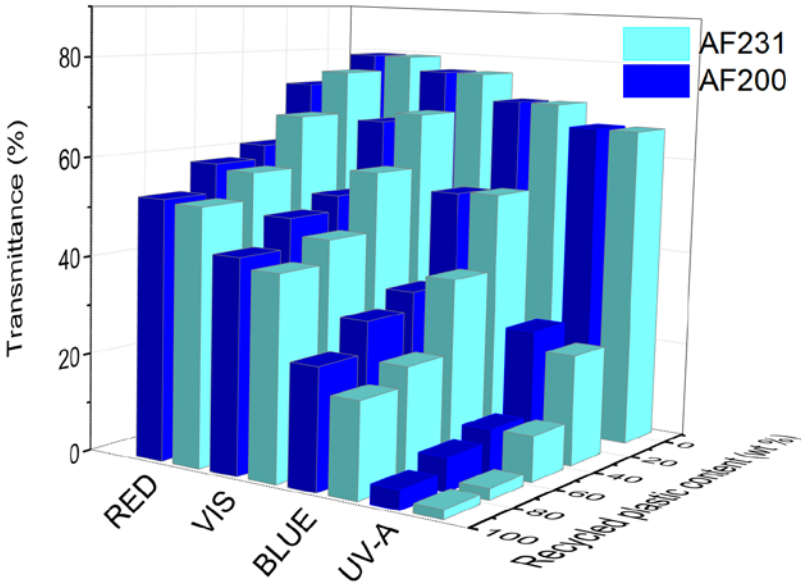
20 Light transmission also slightly decreases during the accelerated aging test (Fig. 9), which  
21 could be related to the rearrangement of the crystalline structures that takes place during the  
22 test. This rearrangement leads to a segregation in crystalline structures of different sizes, as it  
23 has been observed in the DSC curves of the aged samples, which could lead to an increase in  
24 the scattering of light and the consequent decrease in transmission.

25 Along with the reduction shown in the transmission in the whole spectrum, it is important  
26 to note that the decrease is not the same throughout the different spectral regions (Fig 10). In  
27 particular, light transmission drops sharply in the ultraviolet fraction (Fig. 9 and 10). For  
28 instance, an addition of 30 wt% of recycled plastic leads to a reduction of more than 68 % of  
29 UV-A radiation (320-400 nm). UV-B radiation (280-320 nm), which has potentially damaging  
30 effects on seedlings (Briggs and Christie, 2002; Schulze et al., 2005), is eliminated by the  
31 recycled plastic in even greater percentages; as can be seen in Fig. 9, blends with 90 wt% of  
32 recycled plastic do not show appreciable transmission in that spectral region. Transmission in  
33 the blue region of the spectrum (420-480 nm), which is important for the development of the

1 seedlings (Lambers et al. 2008; Brown et al., 1995), decreases significantly, although to a lesser  
 2 extent than the transmission of UV light.

3 Fig. 10 confirms that the transmission in the visible region of the spectrum is less affected  
 4 by the addition of recycled plastics, especially in the red region (600-700 nm), of critical  
 5 importance for photosynthesis (Lambers et al. 2008). However, it is necessary to analyze the  
 6 small transmission differences that appear even within the red region, because each wavelength  
 7 in this region could cause a different effect on the growth of the seedlings. Several studies have  
 8 investigated the importance of the red/far-red (R:FR) ratio, which measures the intensity in the  
 9 far red, about 730 nm, compared to the intensity in the middle red, about 660 nm (Warrington  
 10 et al., 1988). In this work, the R:FR ratio has been calculated according to Eq. 1, where  $T$  is the  
 11 percent transmittance at the corresponding wavelength (Sharew and Hairston-Strang 2005).  
 12

$$R:FR = \frac{T_{660}}{T_{730}} \tag{1}$$



15 Fig. 10. Effects of recycled agricultural plastics on the light transmission of LDPE.  
 16  
 17

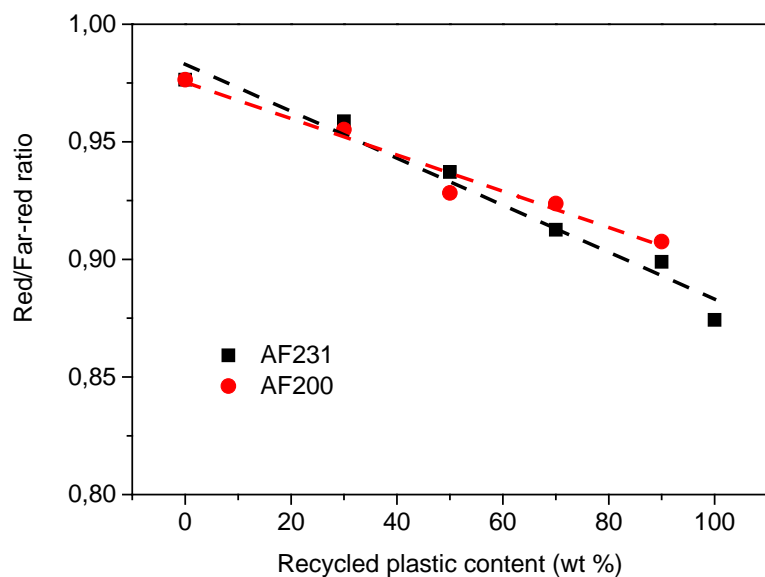


Fig. 11. Effect of recycled plastics on the R:FR ratio. Dashed lines are the best linear fits.

Low values of R:FR as per light environment beneath a green canopy, can trigger a change in the allocation pattern of resources to preferentially the stems over to the roots (Pierik and de Wit 2014). However, as can be seen in Fig. 11, the effect of recycled plastics is small and the reduction in the R:FR ratio is less than 10% even in samples with 90 wt % of recycled plastic. This reduction is minimum compared to that in the understory of a deciduous forest, with values as low as 0.28-0.30 (Sharew and Hairston-Strang 2005).

Fig. 10 and 11 indicate that both the light transmissions in the red and visible spectral regions and the R-FR ratio decrease linearly as the content of recycled plastics increases. Moreover, the effects on the optical properties of the two recycled plastics studied, AF200 and AF231, are very similar, as it has been also observed in the mechanical and thermal properties of the blends.

The above results reveal that the blends with low contents of recycled agricultural plastic show photosynthetically active radiation transmissions similar to that of virgin plastic. However, the potentially damaging UV-B radiation is mostly blocked. These results, together with those obtained in the study of stability and mechanical properties, indicate that it is possible to use recycled agricultural plastics to obtain blends with similar properties, or even better in some cases, to those of virgin LDPE, which could be used in the manufacture of protective tubes and related applications. In this way, it would be possible to use significant amounts of agricultural plastics waste in a similar application to that of virgin plastic, thus contributing to achieve the objectives of circular economy policies. The viability of using other recycled plastics, such as polypropylene and poly (lactic acid) (PLA) in this type of applications, will be analyzed in subsequent works.

## Conclusions

Two recycled agricultural plastics and their blends with a virgin low-density polyethylene have been characterized in order to evaluate the feasibility of using the recycled plastics in the manufacture of tube shelters. The main constituents of the recycled plastics are low-density polyethylene, linear low-density polyethylene, ethylene-vinyl acetate copolymer, additives

1 remaining from the original plastics and impurities. The two recycled plastics are dark brown  
2 due to the presence of impurities and low amounts of black agricultural plastics.

3 Regarding the effects on the key properties of the blends, it has been observed firstly that  
4 the two starting recycled agricultural plastics behave similarly. The stability of the blends  
5 during the accelerated aging test is similar to that of virgin polyethylene; only slight decreases  
6 in light transmission and mechanical properties were observed. The thermal stability of the  
7 blends is even higher than that of virgin polyethylene, possibly due to the presence of stabilizing  
8 additives remaining from the virgin agricultural plastic. The addition of recycled plastic does  
9 not significantly reduce the breaking strength of polyethylene, but the elongation at break is  
10 reduced by up to 30%, due to the presence of impurities. The effect on the transmission of light,  
11 which plays a fundamental role in the survival and growth of the seedling inside the protective  
12 tube, depends on the spectral region considered. While transmission in the ultraviolet (UV-A  
13 and UV-B) is severely reduced by the use of recycled plastic, transmission in the red region is  
14 reduced to a much smaller extent. Finally, it is important to note that the use of recycled plastics  
15 in moderate proportions, for example 30 wt%, leads to very small decreases in both the  
16 transmission of visible light and the elongation at break, while blocking most of the UV-B  
17 radiation. Summarizing, the results obtained in this work indicate that the properties of blends  
18 with moderate contents of recycled agricultural plastic are similar to those of virgin plastic, so  
19 these blends could meet the specifications for materials in applications such as the manufacture  
20 of tube shelters. Therefore, significant amounts of recycled agricultural plastics could be used  
21 in this manufacturing, as well as in other similar applications, thus contributing to the  
22 development of a circular economy.

## 23 **Acknowledgements**

24 The authors would like to acknowledge the financial support of MINECO-Spain (project  
25 CTM2017-88989-P) and Universidad Politécnica de Madrid (project UPM RP 160543006).

## 26 **References**

- 27 ANAIP, 2019. La Plásticultura en España.  
28 <https://www.anaip.es/images/Divisiones/Agricultura/Catlogo-La-Plasticultura-en-Espaa-ANAIP-3-Mb.pdf> (accessed March 2019).
- 29 Andreoni, V., Saveyn, H.G.M., Eder, P., 2015. Polyethylene recycling: waste policy scenario  
30 analysis for the EU-27. *J. Environ. Manage.* 158, 103–110.
- 31 Arenas-Vivo, A., Beltrán, F. R., Alcázar, V., de la Orden, M. U., Martínez Urreaga, J., 2017.  
32 Fluorescence labeling of high density polyethylene for identification and separation of selected  
33 containers in plastics waste streams. Comparison of thermal and photochemical stability of  
34 different fluorescent tracers. *Mater. Today Comm.* 12, 125-132.
- 35 Briggs, W. R., Christie, J. M., 2002. Phototropins 1 and 2: versatile plant blue-light receptors.  
36 *Trends in Plant Sci.* 7, 204-210.
- 37 Brown, C. S., Schuerger, A. C., Sager, J. C., 1995. Growth and photomorphogenesis of pepper  
38 plants under red light-emitting diodes with supplemental blue or far-red lighting. *J. Amer. Soc.  
39 Hort. Sci.* 120, 808-813.
- 40 Chuang, T. H., Guo, W., Cheng, K. C., Chen, S. W., Wang, H. T., Yen, Y. Y., 2004. Thermal  
41 Properties and Flammability of Ethylene-Vinyl Acetate  
42 Copolymer/Montmorillonite/Polyethylene Nanocomposites with Flame Retardants. *J. Polym.  
43 Res.* 11, 169-174.

- 1 Devine, W., Harrington, C.A., 2008. Influence of four tree shelter types on microclimate and  
2 seedling performance of Oregon white oak and western red cedar. Research Paper PNW-RP-  
3 576. USDA Forest Service, Pacific Northwest Research Station.  
4 <https://www.fs.usda.gov/treearch/pubs/30417> (accessed March 2019).
- 5 Ellen MacArthur Foundation, 2016. The New Plastics Economy: Rethinking the Future of  
6 Plastics. [https://www.ellenmacarthurfoundation.org/publications/the-new-plastics-economy-  
7 rethinking-the-future-of-plastics](https://www.ellenmacarthurfoundation.org/publications/the-new-plastics-economy-rethinking-the-future-of-plastics) (accessed March 2019).
- 8 European Commission, 2018. A European Strategy for Plastics in a Circular Economy.  
9 [http://eur-lex.europa.eu/legal-  
10 content/EN/TXT/?qid=1516265440535&uri=COM:2018:28:FIN](http://eur-lex.europa.eu/legal-content/EN/TXT/?qid=1516265440535&uri=COM:2018:28:FIN) (accessed March 2019).
- 11 González-Sánchez, C., Martínez-Aguirre, A., Pérez-García, B., Martínez Urreaga, J., de la  
12 Orden, M.U., Fonseca-Valero, C., 2014. Use of residual agricultural plastics and cellulose fibers  
13 for obtaining sustainable eco-composites prevents waste generation. *J. Clean. Prod.* 83, 228-  
14 237.
- 15 Gu, F., Guo, J., Zhang, W., Summers, P.A., Hall, P., 2017. From waste plastics to industrial  
16 raw materials: A life cycle assessment of mechanical plastic recycling practice based on a real-  
17 world case study. *Sci. Total Environ.* 601-602, 1192-1207.
- 18 Hou, P., Xu, Y., Taiebat, M., Lastoskie, C., Miller, S. A., Xu, M., 2018. Life cycle assessment  
19 of end-of-life treatments for plastic film waste. *J. Clean. Prod.* 201, 1052-1060.
- 20 Hundertmark, T., Mayer, M., McNally, C., Simons, T. J., Witte, C., 2018. How plastics waste  
21 recycling could transform the chemical industry. McKinsey & Co.  
22 [https://www.mckinsey.com/industries/chemicals/our-insights/how-plastics-waste-recycling-  
23 could-transform-the-chemical-industry](https://www.mckinsey.com/industries/chemicals/our-insights/how-plastics-waste-recycling-could-transform-the-chemical-industry) (accessed March 2019).
- 24 La Mantia, F. P., 2010. Closed-loop recycling. A case study of films for greenhouses. *Polym.*  
25 *Degrad. Stab.* 95. 285-288.
- 26 Lambers, H., Chapin, F.S., Pons, T.J., 2008. *Plant physiological ecology* (second ed.).  
27 Springer. New York.
- 28 Leal Filho, W., Saari, U., Fedoruk, M., Iital, A., Moora, H., Klöga, M., Voronova, V., 2019.  
29 An overview of the problems posed by plastic products and the role of extended producer  
30 responsibility in Europe. *J. Clean. Prod.* 214, 550-558.
- 31 Martínez Urreaga, J., González- Sánchez, C., Martínez-Aguirre, A., Fonseca-Valero, C.,  
32 Acosta, J., de la Orden, M.U., 2015. Sustainable eco-composites obtained from agricultural and  
33 urban waste plastic blends and residual cellulose fibers. *J. Clean. Prod.* 108, 377-84.
- 34 Nature Comm. (Editorial), 2018. *Nature Comm.* 9: 2157. DOI: 10.1038/s41467-018-04565-2
- 35 Oliet, J.A., Planelles, R., Artero, F., Jacobs, D.F., 2005. Nursery fertilization and tree shelters  
36 affect long-term field response of *Acacia salicina* Lindl. planted in Mediterranean semiarid  
37 conditions. *Forest Ecol. Manag.* 215, 339-351.
- 38 Oliet, J.A., Vázquez de Castro, A., Puértolas, J., 2015. Establishing *Quercus ilex* under  
39 mediterranean dry conditions: sowing recalcitrant acorns versus planting seedlings at different  
40 depths and tube shelter light transmissions. *New Forests* 46, 869-883.
- 41 Picuno, P., Sica, C., Laviano, R., Dimitrijevic, A., Scarascia-Mugnozza, G., 2012. Experimental  
42 tests and technical characteristics of regenerated films from agricultural plastics. *Polym.*  
43 *Degrad. Stab.* 97, 1654-1661.

- 1 Plastics Europe, 2018. Plastics – the Facts 2018. An analysis of European plastics production,  
2 demand and waste data. [https://www.plasticseurope.org/en/resources/publications/619-](https://www.plasticseurope.org/en/resources/publications/619-plastics-facts-2018)  
3 [plastics-facts-2018](https://www.plasticseurope.org/en/resources/publications/619-plastics-facts-2018) (accessed March 2019).
- 4 Puértolas, J., Oliet, J.A., Jacobs, D.F., Benito, L.F., Peñuelas, J.L., 2010. Is light the key factor  
5 for success of tube shelters in forest restoration plantings under Mediterranean climates? *Forest*  
6 *Ecol. Manag.* 260, 610-617.
- 7 Ragossnig, A. M., Schneider, D. R., 2019. Circular economy, recycling and end-of-waste.  
8 *Waste Manag. Res.* 37, 109-111.
- 9 Rentizelas, A., Shpakova, A., Masek, O., 2018. Designing an optimised supply network for  
10 sustainable conversion of waste agricultural plastics into higher value products. *J. Clean. Prod.*  
11 189, 683-700.
- 12 Scarascia-Mugnozza, G., Sica, C., Russo, G., 2011. Plastic materials in European agriculture:  
13 Actual use and perspectives. *J. Agric. Eng. - Riv. di Ing. Agr.* 3, 15-28.
- 14 Scoponi, M., Cimmino, S., Kaci, M., 2000. Photo-stabilisation mechanism under natural  
15 weathering and accelerated photo-oxidative conditions of LDPE films for agricultural  
16 applications. *Polymer* 41, 7969-7980.
- 17 Schulze, E.D., Beck, E., Müller-Hohenstein, K., 2005. *Plant Ecology*. Springer, Berlin.
- 18 Tzankova Dintcheva, N., Jilov, N., La Mantia, F. P., 1997. Recycling of plastics from  
19 packaging. *Polym. Degrad. Stab.* 57, 191-203.
- 20 Vallés-Lluch, A., Contat-Rodrigo, L., Ribes-Greus, A., 2002. Degradation studies of LDPE–  
21 Mater-Bi blends annealed and aged in soil. *J. Appl. Polym. Sci.* 86, 405-413.
- 22 Vázquez de Castro, A., Oliet, J. A., Puértolas, J., Jacobs, D. F., 2014. Light transmissivity of  
23 tube shelters affects root growth and biomass allocation of *Quercus ilex* L. and *Pinus halepensis*  
24 Mill. *Annals of Forest Sci.* 71, 91-99.
- 25 Warrington, I. J., Rook, D. A., Morgan, D. C., Turnbull, H. L., 1988. The influence of simulated  
26 shadelight and daylight on growth, development and photosynthesis of *Pinus radiata*, *Agathis*  
27 *australis* and *Dacrydium cupressinum*. *Plant, Cell and Environment* 11, 343-356.