



01

**Is Public Sector Performance just a  
matter of money? The case of the  
Spanish regional governments**

Raúl García-Gómez  
Jorge Onrubia  
A. Jesús Sánchez-Fuentes

**WP01/19**

**WorkingPapers**

## Abstract

Efficient use of public resources is clearly a relevant issue to be studied from several points of view. Among others, it accounts for a significant share of the total economy activity and it deals with non-market oriented activities. In Spain, the regional level is particularly relevant due to the progressive decentralization during the 200s of key public policies constituting the welfare state (as education, health, etc.). Consequently, it increased notably their financing needs but affecting asymmetrically because of the important differences in their fiscal capacity. Moreover, they mostly share (15 of 17) a common financing system in which an efficient use of resources is assumed but not evaluated. Our results show that normally a few of the regions tend to be the top performers, but there no regions performing poorly in every aspect. It is also worth noting that no dramatic changes can be seen in terms both of expenditure and performance during the recent Great Recession.

**JEL Classification:** D24, D60, D61, H40, H50.

**Keywords:** public sector efficiency, public sector performance, fiscal decentralisation, Spanish Autonomous Communities

Earlier versions of this note were presented at XXV Spanish Meeting on Public Economics (Valencia, Spain, January 25-26, 2018), the ICEI's Seminar of Research (March 1, 2018), the XXI Applied Economics Meeting (Alcalá de Henares, Spain, June 7-8, 2018) and the Workshop on Public Policy Evaluation (Oviedo, January 24-25, 2019). We gratefully acknowledge the useful comments and suggestions received from E. Murillo and other participants in the abovementioned meetings and seminar. All the remaining mistakes are entirely our responsibility. R. García-Gómez thanks the hospitality and financing of the Complutense Institute of International Studies. J. Onrubia acknowledges the financial support of Spanish Ministry of Science, Innovation and Universities (before Ministry of Economy and Competitiveness), Project ECO2016-76506-C4-3-R. Sánchez-Fuentes acknowledges the financial support of the Regional Government of Andalusia (project SEJ 2512) Corresponding author: A. Jesús Sánchez-Fuentes ([ajsanchezfuentes@ucm.es](mailto:ajsanchezfuentes@ucm.es))

Instituto Complutense de Estudios Internacionales, Universidad Complutense de Madrid. Campus de Somosaguas, Finca Mas Ferré. 28223, Pozuelo de Alarcón, Madrid, Spain.

© Raúl García-Gómez

© Jorge Onrubia

© A. Jesús Sánchez-Fuentes

**Raúl García-Gómez:** Instituto Complutense de Estudios Internacionales (UCM). [raugar07@ucm.es](mailto:raugar07@ucm.es)

**Jorge Onrubia:** Instituto Complutense de Estudios Internacionales (UCM), FEDEA and GEN. [jorge.onrubia@ccee.ucm.es](mailto:jorge.onrubia@ccee.ucm.es)

**A. Jesús Sánchez-Fuentes:** Instituto Complutense de Estudios Internacionales (UCM) and GEN. [ajsanchezfuentes@ucm.es](mailto:ajsanchezfuentes@ucm.es)

El ICEI no comparte necesariamente las opiniones expresadas en este trabajo, que son de exclusiva responsabilidad de sus autores.



## **List of contents**

1. Introduction	4
2. Data	5
3. Methodological framework	6
3.1 Public Sector Performance Indicators	6
3.2 Public Sector Expenditure Efficiency Analysis	7
3.3 Measuring Input and Output Efficiency via an FDH Analysis	7
4. Results	7
5. Concluding remarks	8
6. References	10
Annex	11

## 1. Introduction

Efficient use of public resources is clearly a relevant issue to be studied from several points of view. On the one hand, public sector constitutes a significant proportion of the total economy activity (relatively more important for developed countries in which welfare state has a very long tradition). On the other hand, public sector typically deals with non-market oriented activities and, therefore, a standard cost-benefit or cost-effectiveness analysis seem less suitable to be carried out. The existence of different levels of government opens a relevant perspective to the problem of the efficiency of public spending, not too much addressed, in many cases due to the scarcity of good data (Adam et al., 2014).

In Spain, the regional level of government is particularly interesting due to the several reasons, among which the following stand out. First, the strong decentralization of key public policies (as education, health, etc.) jointly with their increasing financing needs led regional governments to have a growing relevance in determining whether public spending has been finally allocated efficiently. Second, the important differences in fiscal capacity existing between regions (Autonomous Communities, hereinafter ACs) encourage that the discussions about territorial equalization are permanently ongoing. Since the beginning of political decentralization in the early eighties, the Spanish equalisation system is based on expenditure needs of regions, which are essentially determined by the cost of the public services prior to their transfer, adjusted by demographic and territorial variables. Finally, ACs mostly share (15 of 17) a common financing system in which an efficient use of resources is assumed but not evaluated<sup>1</sup>.

Upon the basis of the methods developed in the field of productive efficiency (see Emrouznejad (2003), Kocher et al. (2006) and De Jorge and Santín (2010) as illustrative examples), a recent but growing literature has already showed some findings. However, the existing analyses applied specifically to the Public Sector Efficiency (PSE) mostly are country specific and focus either on a set of specific activities of the public sector (education, health, etc) or on a specific government level (central, regional, municipalities, etc.). At regional level, Afonso and Scaglioni (2007), Hauner

---

<sup>1</sup> Basque Country and Navarre have their own financing system, with full fiscal capacity, the so-called "Foral regime".

(2008), Hemmings (2006) and Mohanty and Bhanumurthy (2018) analyse the specific cases of Italy, Russia, Czech Republic and India, respectively.

This paper builds from the methodology presented by Afonso *et al.* (2005) where a Free-Disposable Hull (FDH) Analysis is used for carrying out a cross-country comparison of PSE and Performance (PSP).<sup>2</sup> Their work made an influential turn on how to compare and study public efficiency as we will further see. Since then, several authors have used this approach for their own research, mainly at national and at municipal levels. As far as we are aware, regional level hasn't been tackled that much as in our analysis. The main novelty in our analysis is that we focus on Spanish regions following a State division which, although quite decentralised when compared to other countries, does not give the whole control to them. Specifically, our analysis focuses on public spending on education and health. Both public policies, transferred in their entirety to the ACs, constitute, as is known, two of the fundamental pillars of the modern welfare states.

Our results show that normally a few of the regions tend to be the top performers, while there isn't any region which performs poorly in every aspect. It is also worth noting that, although this time lapse takes a snapshot of the recession in Spain, no dramatic changes can be seen, as expenditure generally grew, and performance slightly decreased.

The rest of the note is organized as follows. In the second section, we present the data used in our study. The third section contains the methodological framework for our empirical analysis. In the fourth section, we present the main results achieved. Finally, the last section concludes and provides suggestions for further research.

---

<sup>2</sup> Non-parametric analysis have also been used on Spain, but most of the studies have focused on the provincial level, calculating municipal efficiency (see Balaguer-Coll et al. (2006), Giménez and Prior (2007), among others).

## 2. Data

Data used in our study has been collected from three primary sources aiming to replicate how PSE is modelled. In this regard, it is essential to replicate as best as possible the main competences assumed by the Regional governments. In the Spanish case, they are Health and Education. Consequently, we use Health indicators obtained from Spain's Ministry of Healthcare and Social Services and Equality<sup>3</sup>. Data on Education has been extracted from Ministry of Education, Culture and Sports<sup>4</sup>. Population data used was found at Annual Spanish Census made by INE<sup>5</sup>.

In terms of expenditure classification, we just follow the functional decomposition published by the Spanish Government to ensure a stable availability and comparability inter periods. Consequently, as can be seen in Figure 1, we have split them into 5 subdivisions: Primary Care, Hospital Care and Specialized Care for Health; while Education was divided into Non-Tertiary and Tertiary Education.

As initial results showed, population may bias our results as those with less population (and a lower absolute expenditure) would be seen as most efficient. For this reason, all our absolute indicators have been expressed in relative figures (normalized by each region's

Table 1: List of inputs used		
Healthcare	Primary	<ul style="list-style-type: none"> <li>• Medical personnel assigned to primary healthcare (per 1.000 assigned people)</li> <li>• Nursing personnel assigned to primary healthcare (per 1.000 assigned people)</li> </ul>
	Hospital	<ul style="list-style-type: none"> <li>• Beds on day hospitals<sup>16</sup></li> <li>• Rate of infection on hospitals</li> <li>• Average stay (days)</li> </ul>
	Specialized	<ul style="list-style-type: none"> <li>• Operative CT scanners<sup>17</sup></li> <li>• Medical MRI's<sup>17</sup></li> <li>• Operative Hemodynamic monitors<sup>17</sup>.</li> </ul>
	Other	<ul style="list-style-type: none"> <li>• General mortality rate<sup>5</sup></li> <li>• Citizens' degree of satisfaction with how healthcare system works</li> </ul>
Education	Non-Tertiary	<ul style="list-style-type: none"> <li>• Students on public high secondary education<sup>7</sup></li> <li>• Suitability rate (10 years old)</li> <li>• Suitability rate (15 years old)</li> <li>• Rate of population who complete high secondary education</li> </ul>
	Tertiary	<ul style="list-style-type: none"> <li>• Graduate students<sup>7</sup></li> <li>• Population with higher education (25 - 64 years old)</li> </ul>

Table 1 present a full list with all the indicators considered. We have used a total of 16 inputs for our research, 10 of them belonging to Healthcare sector and the other 6 to Education.

3 <https://www.msssi.gob.es/en/home.htm>

4 <https://www.mecd.gob.es/portada-mecd/en/>

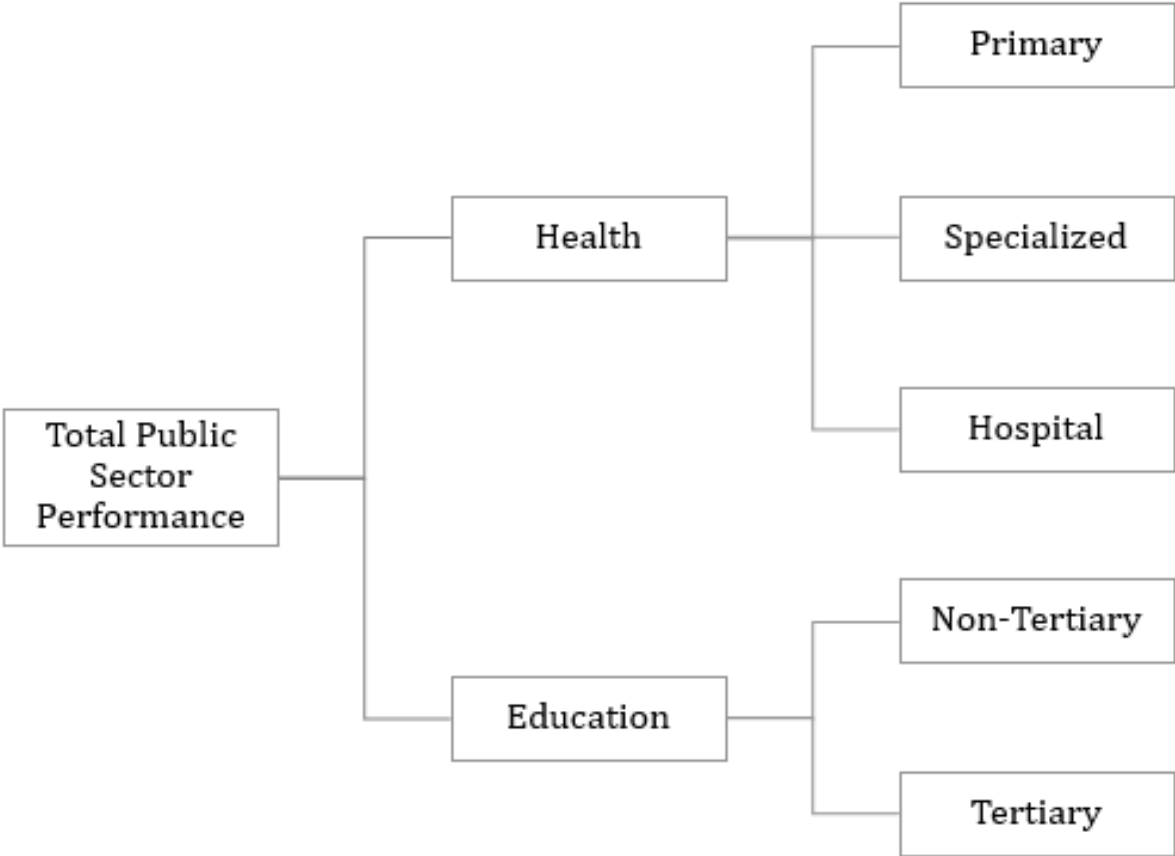
5 <http://www.ine.es/welcome.shtml>

population).

We have collected data from 2005 to 2015, when main policies were already in charge of regional government. Furthermore, we have merged<sup>6</sup> the results into three sub

6 We consider the average values of different annual figures.

**Figure 1: Division of the Spanish Regional Public Sector Performance**



Source: Own elaboration

periods: 2005-2008, which reflects the Spanish performance prior to the Great Recession; 2009-2011, when regions had to cut their expenditure to comply with the new deficit laws, and 2012-2015, when national government changed and the last years of the recession are noticed. At a glance, the results let us see a balanced performance of each region before and after the key period of this important period. Although some indicators' definitions changed throughout time, these variations are already taken into consideration and standardized by the official sources.<sup>7</sup>

**3. Methodological framework**

We follow Afonso et al. (2005) regarding their methodological principles but looking to Spanish ACs, for which we compile a set of indicators for the sample period we include in

<sup>7</sup> One aim of this paper is work with indicators published regularly (annually, in general terms) and used in the different forum (academic, institutional/political and social) to discuss about whether or not the regions budget allows them to face spending necessities.

our analysis (see previous section for further details). In short, we assume that PSP (and PSE, consequently) can be measured by a certain set of economic and social indicators.

In order to compute efficiency indicators, we also need to consider public spending data on each category specified above. They had to be normalised across regions, with the average taking the value of one for each category specified above.

Next, we present a brief description of our empirical strategy.

**3.1 Public Sector Performance Indicators**

The first step is to compute the PSP index by aggregating the info collected from each indicator/block after normalising the actual figures.<sup>8</sup> We adopt an agnostic approach and state the same relative importance/weight to

<sup>8</sup> For the sake of clarity, all the output measures included are expressed in relative figures, to prevent from getting biased measures (in terms of size, for instance)

them. Moreover, for the sake of robustness, we follow recommendations adopted recently from similar indexes like the Human Development Index and compute it using geometric mean, instead of the alternative additive approach (see Herrero et al., 2012, for further details).<sup>9</sup>

$$PSP_i = \sqrt[n]{\prod_{j=1}^n PSP_{ij}} \quad (1)$$

where  $i$  and  $j$  are the region and indicator/category identifier, respectively, and  $n$  the number of categories.

### 3.2 Public Sector Expenditure Efficiency Analysis

On the top of an output measure (PSP), we must account for the inputs used for obtaining it. As Afonso et al. (2005) stated, we restrict ourselves to consider suitable expenditure categories for measuring the efficiency with which a certain performance is achieved (Health and Education in our analysis).

In this regard, we consider a normalised measure of regional as the (per capita) public expenditure of each category (PEXN). There are alternative choices (as percentage of the regional Gross Domestic Product, for instance) but we think it reflects properly the opportunity costs of achieving the PSP estimated before. Having assumed this, we can compute the Public Sector Efficiency of category  $j$  index as the following ratio;

$$PSE_j = \frac{PSP_j}{PEXN_j} \quad (2)$$

and grouping conveniently, we obtain the overall Public Sector Efficiency of region  $i$ :

$$PSE_i = \sqrt[n]{\prod_{j=1}^n PSE_{ij}} \quad (3)$$

<sup>9</sup> Results considering the additive approach are available from authors upon request. The main conclusions remain.

### 3.3 Measuring Input and Output Efficiency via FDH Analysis

The information from previous subsections is finally used to compute the “wastefulness” of public spending across regions, i.e., the input and output efficiency of expenditure. For the sake of concreteness, we conduct an FDH efficiency analysis of public expenditure to our sample of 17 Spanish ACs.

Assume four regions, A, B, C, D and E that use a certain amount of public expenditures, measured on the horizontal axis in monetary units. They are then assumed to achieve a certain level of public spending performance, measured on the vertical axis. So, their efficiency is obviously different (E is relatively inefficient in comparison with others). For instance, region E uses more input than country A, but produces less output. On the other hand, being placed on the “production possibility frontier” means that there are no other regions besides them that deliver the same level of output with a lower level of input (A, B, C and D). Moreover, the distance may be different depending on the reference used. For E, there may be difference in considering the distance to C –how much we are not producing due to inefficiencies, *Output Oriented*– or B – how much input we are using in excess, *Input Oriented*–).

## 4. Results

As stated before, our study analyses Spanish ACs’ performances throughout the Great Recession in order to understand how essential public services provision (health and education) was affected by this unforeseen restrictive environment. There are still an open debate about the extent at which the measures adopted to rebalance the public finances have worsened the quality of public services provision or, on the contrary, have forced regional government to prioritize those good and services with a high social impact on the welfare of their citizens.

Analysing PSE means combine two different elements. On the one side, to follow the evolution of the amount of inputs available as it would allow policy makers either to implement new spending policies or increase the budget for the existing ones. On the other side, to measure the output achieved correspondingly.

Thus, we first briefly look to per capita public expenditure indicators referring to health, education and population. In addition, we compute the total amount resulting from the sum of Health and Education (what we call “global” hereinafter) in order to use it in posterior steps of our analysis. Figure 3 shows average these annual growths rate for sub periods referring to two meaningful sub periods. Regions have been sorted by including first (to the left) those with higher “global” growth rates. First, the latest years of the “boom” period (2005 to 2008) shows expansionary spending policies for all the regions always above the increase in population. Second, in the most recent sub period (2012-2015) we observe how regional governments mostly recover their expansionary spending policies mainly driven by those related to Health.

As commented, we also think it is very worthy to analyse first the evolution of PSP in order to improve our understanding of PSE scores achieved later on subsequent stages. Figure 4 include a reference line (main diagonal) helping with their full understanding. First, triangle above (below) diagonal refer to those regions with an increase (decrease) in the measure throughout the period. In this case, an increase over the period will affect positively our PSE results (as we achieve a higher level of output). The decomposition between Health and Education help us to identify the latter (former) as the more stable (volatile) block during the whole period.

After our initial exploration of the main elements involved, we next describe our main results. In this regard, Figure 5 summarises for the main categories included in Figure 1 the main findings obtained. For the sake of concreteness, a short explanation follows. First column of panels include PSE scores for alternative time sub periods. Moreover, in the second column of panels, we show different perspectives of analysis (Input vs Output

oriented) to obtain complementary view of the specific status/rank of each AC.

From this figure, some interesting conclusions emerge. First, there is no a clearly defined pattern/ranking respect to the Spanish ACs PSE. For the sake of illustration, ACs leading the Health index ranking (Andalucía y Castilla y León, among others) are not the best performers according to our education composite index. Moreover, analyst decisions regarding the perspective will introduce significant changes into the resulting ranking. Among others, País Vasco, Navarra and Aragón would be in better position when Output Oriented is considered whereas Andalucía, Cataluña, Canarias and Baleares would be in better position using Input Oriented.

Second, in terms of temporal evolution, there are some regions (Asturias and Cantabria, among others) with an increasing level of inefficiency during the time period analysed. On the contrary, regions leading the latest ranking “global” available (related to 2012-2015) were able to reduce or even compensate the existing difference at the beginning of our sample period (2005-2008).

Wrapping up the results, we see that normally a few of the regions tend to be the top performers, while there isn't any region which performs poorly in every aspect.

## 5. Concluding remarks

PSE improvements constitute a very promising way to overcome fiscal sustainability difficulties without worsening public goods provision. In this letter we analyse Spanish regional governments' performance over a very relevant recent period, the Great Recession. More importantly, we expand the policy-makers toolkit providing a methodology monitor not only period-specific measures but also how they evolve over time.

Our results allows to extract very interesting conclusions and advance future contributions of this approach in identifying each AC' strengths and weaknesses. In addition, we think they help to consolidate good practices in every dimensions. Although merely illustrative, the results shown in this note

allow us to emphasize the relevance of the systematic evaluation of regional public expenditure should have for ensuring a fair and efficient functioning of the ACs financing system. Without these spending reviews, it is impossible to disentangle to what extent the claims for additional funding from the CAs really corresponds to a lack of resources or simply are covering up inefficient management of their budgetary programs.

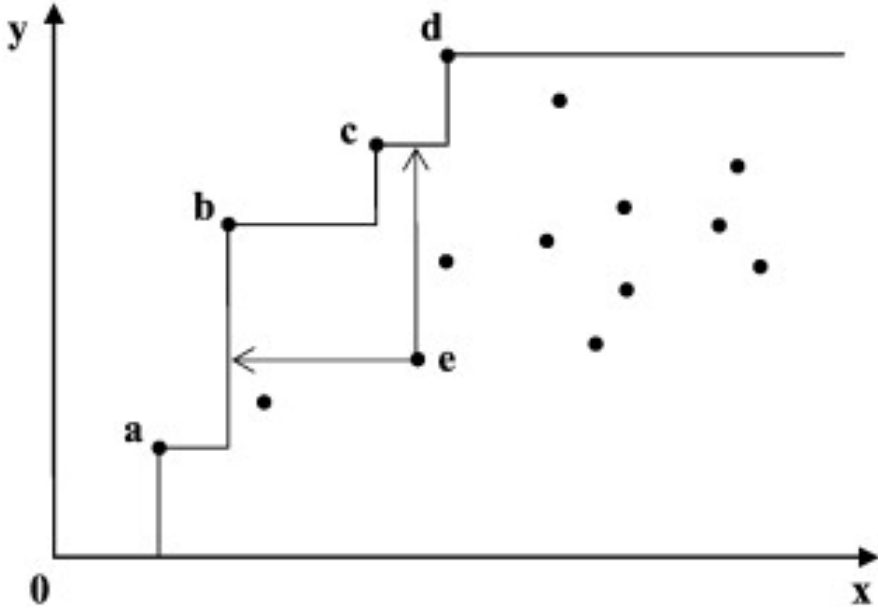
In the near future, we plan to reinforce this study in several ways. Firstly, by expanding the set of indicators used for each dimension. Second, our approach allows to carry out a systematic robustness analysis of the main results as we compute a whole distribution of models considering different indicators as dealer of each dimension. This helps to quantify how each performance indicator impact the PSE.

## 6. References

- Adam, A., Delis, M. D. and Kammass, P. (2014) Fiscal decentralization and public sector efficiency: evidence from OECD countries, *Economics of Governance*, 15(1), 17-49.
- Afonso, A. and Scaglioni, C. (2007) Efficiency in Italian regional public utilities' provision. In Marrelli, M., Padovano, F. and Rizzo I. (Eds): *Servizi Pubblici: Nuove tendenze nella regolamentazione, nella produzione e nel finanziamento*. Franco Angeli: Milano, Italy, 397-418.
- Afonso, A., Schuknecht, L. and Tanzi, V. (2005) Public sector efficiency: An international comparison, *Public Choice*, 123(3/4), 321-347.
- Balaguer-Coll, M. T., Prior, D. and Tortosa-Ausina, E. (2007) On the determinants of local government performance: A two-stage nonparametric approach, *European Economic Review*, 51(2), 425-451.
- De Jorge, J. and Santín, D. (2010) Los Determinantes de la eficiencia educativa en la Unión Europea, *Hacienda Pública Española/Revista de Economía Pública*, 193, 131-156.
- Emrouznejad, A. (2003) An alternative DEA measure: A case of OECD countries, *Applied Economics Letters*, 10(12), 779-782.
- Giménez, V. M. and Prior, D. (2007) Long- and short-term cost efficiency frontier evaluation: Evidence from Spanish local governments, *Fiscal Studies*, 28(1), 121-139.
- Hauner, D. (2008) Explaining differences in public sector efficiency: Evidence from Russia's regions, *World Development*, 36(10), 1745-1765.
- Hemmings, P. (2006) *Improving public-spending efficiency in Czech regions and municipalities*, OECD Economics Department Working Papers No. 499, OECD Publishing, Paris. doi:10.1787/884741503537
- Herrero, C., Martínez, R. and Villar, A. (2012) A Newer Human Development Index, *Journal of Human Development and Capabilities*, 13 (2), 247-268.
- Kocher, M. G., Luptacik, M. and Sutter, M. (2006) Measuring productivity of research in economics: A cross-country study using DEA, *Socio-Economic Planning Sciences*, 40(4), 314-332.
- Mohanty, R. K. and Bhanumurthy, N. R. (2018) *Assessing public expenditure efficiency at Indian states*, Working Paper, 225, National Institute of Public Finance and Policy New Delhi, New Delhi. [http://nipfp.org.in/media/medialibrary/2018/03/WP\\_2018\\_225.pdf](http://nipfp.org.in/media/medialibrary/2018/03/WP_2018_225.pdf)
- Stroobants, J. & G. Bouckaert (2014) "Benchmarking local public libraries using non-parametric frontier methods: A case study of Flanders", *Library & Information Science Research*, 36 (3-4), 211-224.

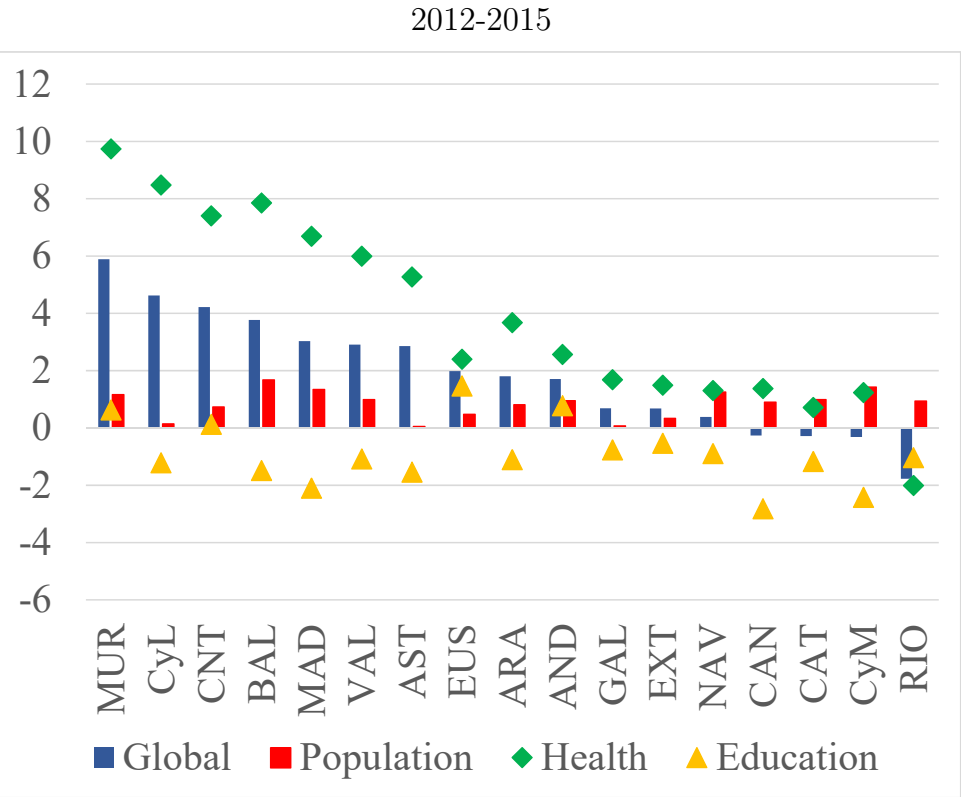
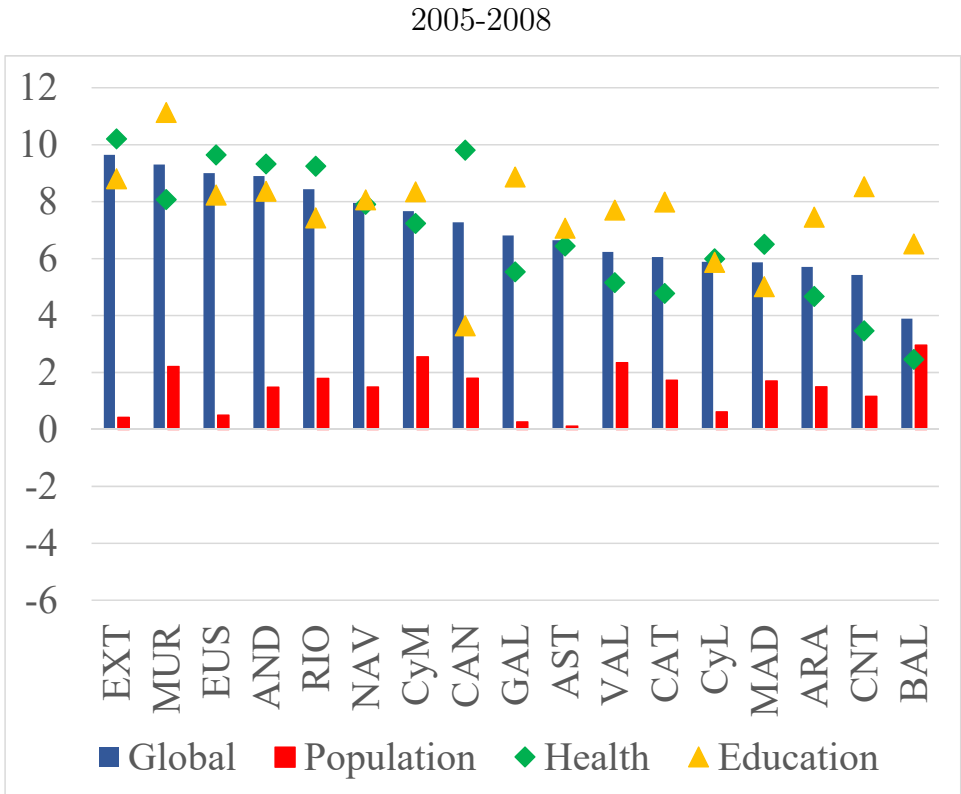
Annex

Figure 2: Free Disposal Hull (FDH) frontier



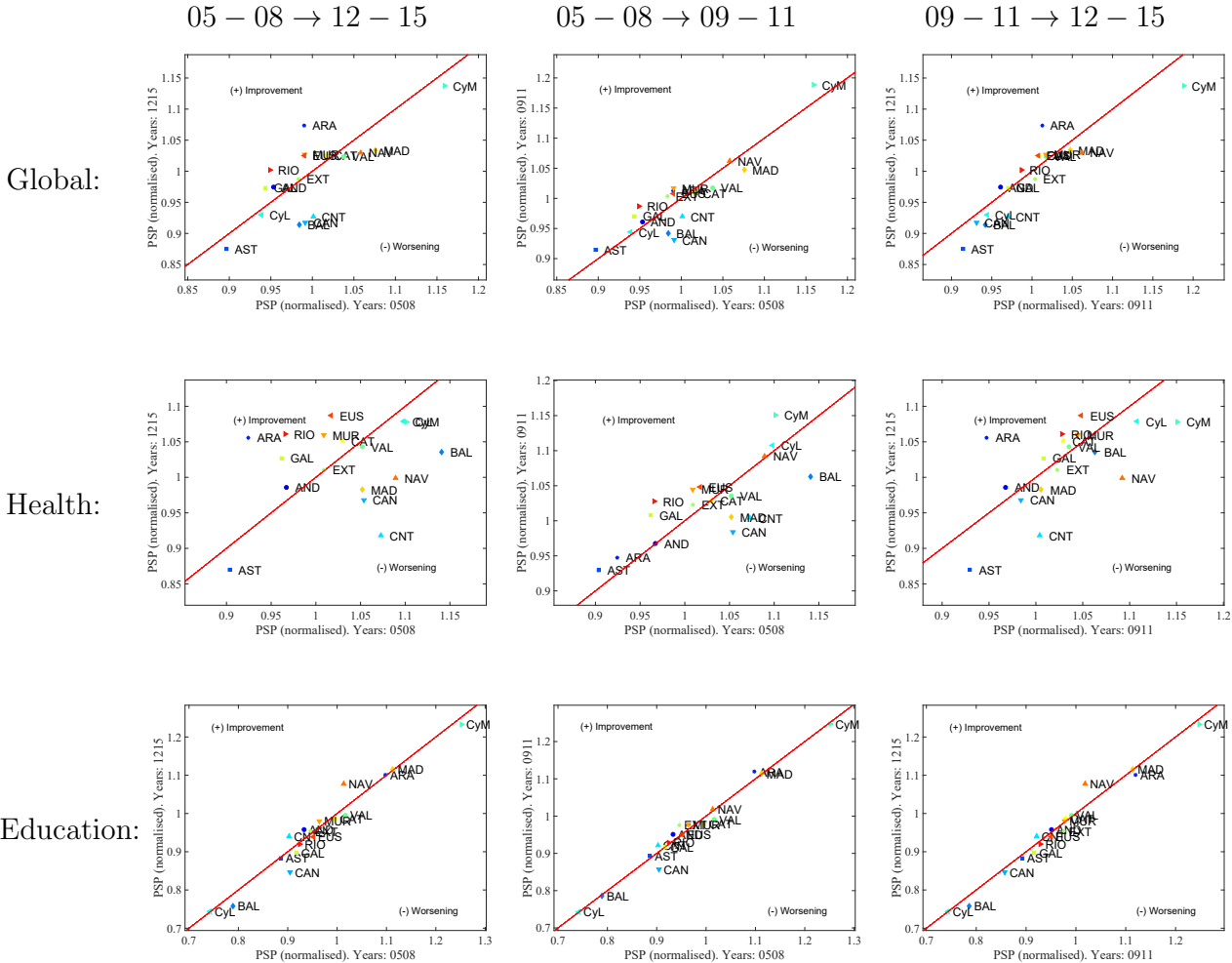
Source: Sroobants and Bouckaert (2014)

**Figure 3: Per Capita Public Expenditure vs Population average annual growth (%) over sample period (2005-2015)**



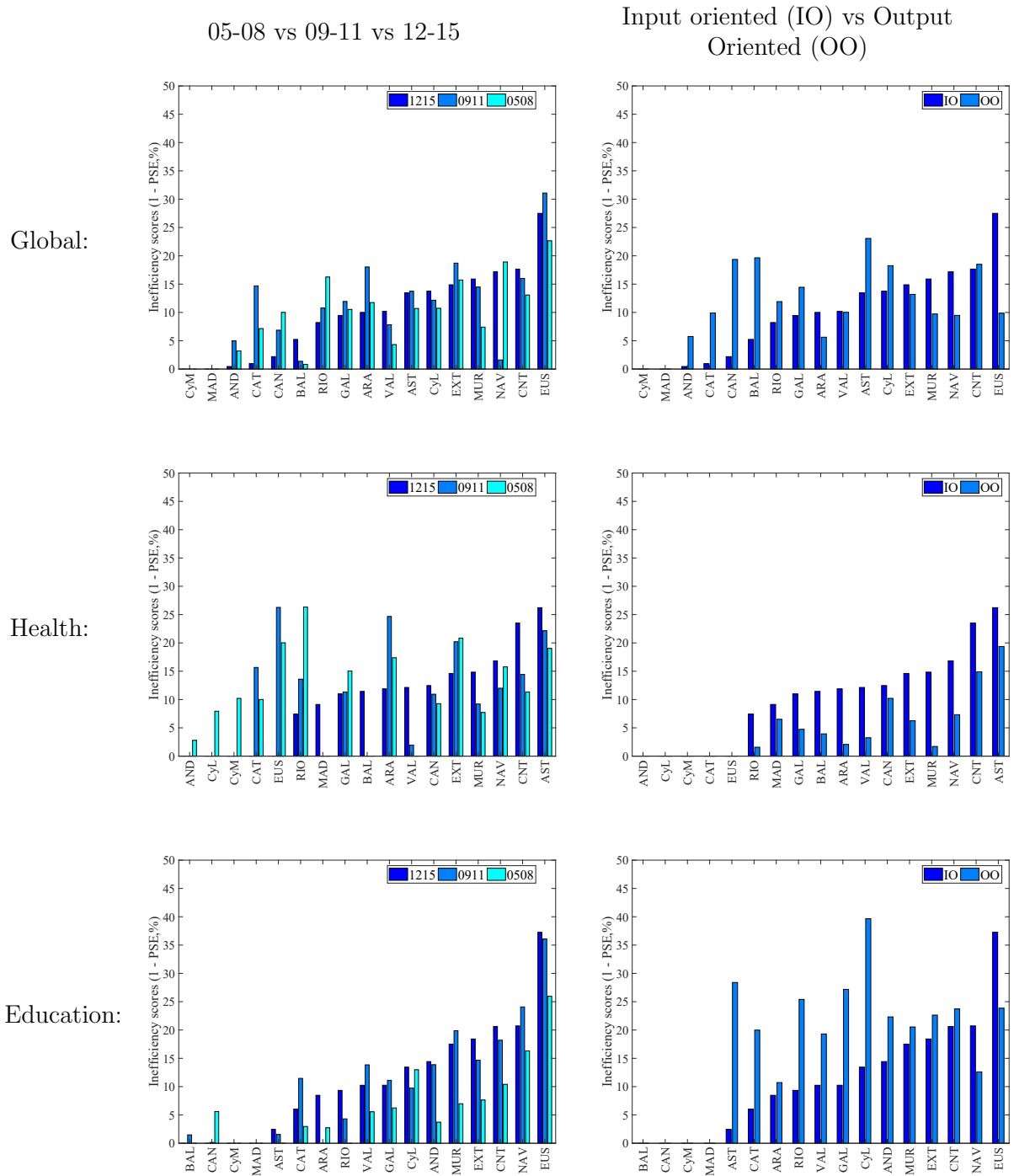
Notes: (1) AND = Andalucía, ARA = Aragón, AST = Asturias(Principado de), BAL = Islas Baleares, CAN =Caanarias, CAT = Cataluña, CNT =Cantabria, CyL = Castilla y León, CyM = Castilla la Mancha, EUS = País Vasco, EXT = Extremadura, GAL = Galicia, MAD = Comunidad de Madrid, MUR = Murcia (Región de), NAV = Navarra (Comunidad Foral), RIO = La Rioja, VAL = Comunidad Valenciana

**Figure 4: Spanish Regional Governments Normalised Public Sector Performance (PS): Evolution over sample period (2005-2015)**



Notes: (1) AND = Andalucía, ARA = Aragón, AST = Asturias(Principado de), BAL = Islas Baleares, CAN =Caanarias, CAT = Cataluña, CNT =Cantabria, CyL = Castilla y León, CyM = Castilla la Mancha, EUS = País Vasco, EXT = Extremadura, GAL = Galicia, MAD = Comunidad de Madrid, MUR = Murcia (Región de), NAV = Navarra (Comunidad Foral), RIO = La Rioja, VAL = Comunidad Valenciana

**Figure 5: Spanish Regions Public Sector Efficiency (PSE) rankings: Main Results**



Notes: (1) AND = Andalucía, ARA = Aragón, AST = Asturias(Principado de), BAL = Islas Baleares, CAN =Caanarias, CAT = Cataluña, CNT =Cantabria, CyL = Castilla y León, CyM = Castilla la Mancha, EUS = País Vasco, EXT = Extremadura, GAL = Galicia, MAD = Comunidad de Madrid, MUR = Murcia (Región de), NAV = Navarra (Comunidad Foral), RIO = La Rioja, VAL = Comunidad Valenciana



## Últimos títulos publicados

### WORKING PAPERS

- WP07/18** Álvarez, Isabel; Quirós, Cipriano; Santos, Francisco J.: *The differential impact on open innovation on the efficiency of firms*
- WP06/18** López, Julián: *La dualización del mercado laboral y su impacto en el desempleo en economías avanzadas. Un análisis comparado a partir de los casos francés y británico*
- WP05/18** Villanueva, Paloma; Cárdenas, Luis; Uxó, Jorge; Álvarez, Ignacio: *The role of internal devaluation on the correction of the Spanish external deficit.*
- WP04/18** H. Ayala, Iván: *Populismo progresista y autoritarismo xenófobo en Europa.*
- WP03/18** Cárdenas del Rey, Luis; Herrero Alba, Daniel: *Determinantes socio-institucionales de la distribución de la renta. El caso de España (1987-2015).*
- WP02/18** García-García, Jose-Marino; Valiño Castro, Aurelia; Sánchez Fuentes, Antonio-Jesús: *Path and speed of spectrum management reform under uncertain costs and benefits.*
- WP01/18** Sanahuja, José Antonio: *La Estrategia Global y de Seguridad de la Unión Europea: narrativas securitarias, legitimidad e identidad de un actor en crisis.*
- WP09/17** Gómez-Puig, Marta; Sosvilla-Rivero, Simón: *Public debt and economic growth: Further evidence for the euro area.*
- WP08/17** Gómez-Puig, Marta; Sosvilla-Rivero, Simón: *Nonfinancial debt and economic growth in euro-area countries.*
- WP07/17** Hussain, Imran, y Sosvilla-Rivero, Simón: *Seeking price and macroeconomic stabilisation in the euro area: the role of house prices and stock prices*
- WP06/17** Echevarria-Icazaa, Victor y Sosvilla-Rivero, Simón: *Systemic banks, capital composition and CoCo bonds issuance: The effects on bank risk.*
- WP05/17** Álvarez, Ignacio; Uxó, Jorge y Febrero Eladio: *Internal devaluation in a wage-led economy. The case of Spain.*
- WP04/17** Albis, Nadia y Álvarez Isabel.: *Estimating technological spillover effects in presence of knowledge heterogeneous foreign subsidiaries: Evidence from Colombia.*
- WP03/17** Echevarria-Icazaa, Victor. y Sosvilla-Rivero, Simón: *Yields on sovereign debt, fragmentation and monetary policy transmission in the euro area: A GVAR approach.*
- WP02/17** Morales-Zumaquero, Amalia.; Sosvilla-Rivero, Simón.: *Volatility spillovers between foreign-exchange and stock markets.*
- WP01/17** Alonso, Miren.: *I open a bank account, you pay your mortgage, he/she gets a credit card, we buy health insurance, you invest safely, they... enjoy a bailout. A critical analysis of financial education in Spain.*
- WP04/16** Fernández-Rodríguez Fernando y Sosvilla Rivero, Simón: *Volatility transmission between stock and exchange-rate markets: A connectedness analysis.*
- WP03/16** García Sánchez, Antonio; Molero, José; Rama, Ruth: *Patterns of local R&D cooperation of foreign subsidiaries in an intermediate country: innovative and structural factors.*
- WP02/16** Gómez-Puig, Marta; Sosvilla-Rivero, Simón: *Debt-growth linkages in EMU across countries and time horizon.*
- WP01/16** Rodríguez, Carlos; Ramos, Javier: *El sistema español de Garantía Juvenil y Formación Profesional Dual en el contexto de la Estrategia Europea de Empleo.*

**Desempleo Juvenil en España. Vol 2.** Ruiz-Gálvez Juzgado, María Eugenia; Rodríguez Crespo, Carlos.

**Desempleo Juvenil en España. Vol 1.** Ramos, Javier; Vicent Valverde, Lucía; Recuenco-Vegas, Luis: *Desempleo Juvenil en España.*

- WP05/15** Pérez Pineda, Jorge Antonio; Alañón Pardo, Ángel: *Mediciones alternativas de la cooperación internacional para el desarrollo en el contexto de la agenda post 2015.*
- WP04/15** Fernández-Rodríguez, Fernando; Gómez-Puig, Marta; Sosvilla-Rivero, Simón: *Volatility spillovers in EMU sovereign bond markets.*
- WP03/15** Stupariu, Patricia; Ruiz, Juan Rafael; Vilariño, Angel: *Reformas regulatorias y crisis de los modelos VaR.*
- WP02/15** Sosvilla, Simón; Ramos, María del Carmen: *De facto exchange-rate regimes in Central and Eastern European Countries*
- WP01/15** Fernández, Fernando; Gómez, Marta; Sosvilla, Simón: *Financial stress transmission in EMU sovereign bond market volatility: A connectedness analysis.*
- WP08/14** Albis, Nadia; Álvarez, Isabel: *Desempeño innovador de las subsidiarias de empresas multinacionales en la industria manufacturera de Colombia*
- WP07/14** Pérez, Luis; Hernández, Julio; Berumen, Sergio: *La motivación extrínseca del profesorado universitario en Alemania y en España: un análisis empírico.*
- WP06/14** Donoso, Vicente; Martín, Víctor; Minondo, Asier: *Exposure to Chinese imports and local labor market outcomes. An Analysis for Spanish provinces*
- WP05/14** Donoso, Vicente; Martín, Víctor; Minondo, Asier: *Import competition from China and un employment. An analysis using Spanish workers' micro-data.*
- WP04/14** Stupariu, Patricia; Vilariño, Ángel: *Retos y carencias de la regulación financiera internacional.*
- WP03/14** García, Antonio; Molero, José; Rama, Ruth: *Foreign MNEs and domestic innovative capabilities: are there conditions for reverse spillovers in the spanish industry*
- WP 02/14** Sosvilla Rivero, Simón; Ramos Herrera, María del Carmen: *On the forecast accuracy and consistency of exchange rate expectations: The Spanish PwC Survey*
- WP01/14** Kropacheva, Anna; Molero, José: *Russian technological specialization in terms of world's innovation changes during 1994-2008. Comparison with countries of BRIC and European Innovation-driven economies.*
- WP 07/13** Sanchís, Raúl G.: *Extended theory about the allocation of the time. Description and application to the increase in the retirement age policies.*
- WP 06/13** Morales-Zumaquero, Amalia; Sosvilla-Rivero, Simón: *Real exchange rate volatility, financial crises and nominal exchange regimes.*
- WP 05/13** Álvarez, Isabel; Labra, Romilio: *Identifying the role of natural resources in knowledge-based strategies of development.*
- WP 04/13** Alonso Gallo, Nuria; Trillo del Pozo, David: *La respuesta de la regulación prudencial a la 29 crisis: Basilea II.*
- WP 05/13** Sosvilla-Rivero, Simón; Ramos-Herrera, María del Carmen: *On the forecast and consistency of exchange rate expectations: The Spanish PwC Survey.*
- WP 04/12** Sosvilla-Rivero, Simón; Morales-Zumaquero, Amalia: *Real exchange rate volatility, financial crises and nominal exchange regimes.*
- WP 03/13** Revuelta, Julio; Alonso, Fernando: *Presencia de las multilatinas en Europa. Tipología y estrategia empresarial.*

- WP 02/13** Nicolau Ibarra, Ignacio: *Evolución de la cooperación española en El Salvador.*
- WP 01/13** Monedero, Juan Carlos; Jerez, Ariel; Ramos, Alfredo; Fernández, Jose Luis: *Participación ciudadana y Democracia. Una revisión de las mejores experiencias Iberoamericanas.*
- WP 05/12** Sanchís, Raúl G.: *Trying to escape the Malaise State in the future. A macroeconomic design to hinder another Great Recession which risks the Welfare State.*
- WP 04/12** Basave Kunhardt, J., *Flujos de IED mexicana hacia Europa y presencia de grandes multinacionales mexicanas en España. Evidencia empírica y reflexiones teóricas.*
- WP 03/12** Luengo Escalonilla, F., Gracia Santos, M., Vicent Valverde, L., *Productividad y Posicionamiento Estructural en la industria de bienes de equipo española.*
- WP 02/12** Alonso (dir.), José A.; Castillo, Alberto; García, Héctor; Ospina, Shirley; Aguirre, Pablo; Millán, Natalia; Santander, Guillermo: *Estimación de la ayuda española a la infancia: una propuesta metodológica.*
- WP 01/12** Alonso (dir.), José A.; Aguirre, Pablo; Castillo, Alberto: *La cooperación al desarrollo y la infancia. Apuntes estratégicos para el caso de España.*
- WP 09/11** Torrecillas, Celia; Fischer, Bruno B.: *Technological Attraction of FDI flows in Knowledge-Intensive Services: a Regional Innovation System Perspective for Spain.*
- WP 08/11** Gómez-Puig, Marta; Sosvilla-Rivero, Simón: *Causality and contagion in peripheral emu public debt markets: a dynamic approach.*
- WP 07/11** Sosvilla-Rivero, Simón; Ramos-Herrera, María del Carmen: *The US Dollar-Euro exchange rate and US-EMU bond yield differentials: A Causality Analysis.*
- WP 06/11** Sosvilla-Rivero, Simón; Morales-Zumaquero, Amalia: *Volatility in EMU sovereign bond yields: Permanent and transitory components.*
- WP 05/11** Castellacci, Fulvio; Natera, José Miguel: *A new panel dataset for cross-country analyses of national systems, growth and development (CANA).*
- WP 04/11** Álvarez, Isabel; Marín, Raquel; Santos-Arteaga, Francisco J.: *FDI entry modes, development and technological spillovers.*
- WP 03/11** Luengo Escalonilla, Fernando: *Industria de bienes de equipo: Inserción comercial y cambio estructural.*
- WP 02/11** Álvarez Peralta, Ignacio; Luengo Escalonilla, Fernando: *Competitividad y costes laborales en la UE: más allá de las apariencias.*
- WP 01/11** Fischer, Bruno B; Molero, José: *Towards a Taxonomy of Firms Engaged in International R&D Cooperation Programs: The Case of Spain in Eureka.*
- WP 09/10** Éltető, Andrea: *Foreign direct investment in Central and East European Countries and Spain – a short overview.*
- WP 08/10** Alonso, José Antonio; Garcimartín, Carlos: *El impacto de la ayuda internacional en la calidad de las instituciones.*
- WP 07/10** Vázquez, Guillermo: *Convergencia real en Centroamérica: evidencia empírica para el período 1990-2005.*
- WP 06/10** P. Jože; Kostevc, Damijan, Črt; Rojec, Matija: *Does a foreign subsidiary's network status affect its innovation activity? Evidence from post-socialist economies.*
- WP 05/10** Garcimartín, Carlos; Rivas Luis; García Martínez, Pilar: *On the role of relative prices and capital flows in balance-of-payments constrained growth: the experiences of Portugal and Spain in the euro area.*
- WP 04/10** Álvarez, Ignacio; Luengo, Fernando: *Financiarización, empleo y salario en la UE: el impacto de las nuevas estrategias empresariales.*
- WP 03/10** Sass, Magdolna: *Foreign direct investments and relocations in business services – what are the locational factors? The case of Hungary.*

- WP 02/10** Santos-Arteaga, Francisco J.: *Bank Runs Without Sunspots.*
- WP 01/10** Donoso, Vicente; Martín, Víctor: *La sostenibilidad del déficit exterior de España.*
- WP 14/09** Dobado, Rafael; García, Héctor: *Neither so low nor so short! Wages and heights in eighteenth and early nineteenth centuries colonial Hispanic America.*
- WP 13/09** Alonso, José Antonio: *Colonisation, formal and informal institutions, and development.*
- WP 12/09** Álvarez, Francisco: *Opportunity cost of CO2 emission reductions: developing vs. developed economies.*
- WP 11/09** J. André, Francisco: *Los Biocombustibles. El Estado de la cuestión.*
- WP 10/09** Luengo, Fernando: *Las deslocalizaciones internacionales. Una visión desde la economía crítica.*
- WP 09/09** Dobado, Rafael; Guerrero, David: *The Integration of Western Hemisphere Grain Markets in the Eighteenth Century: Early Progress and Decline of Globalization.*
- WP 08/09** Álvarez, Isabel; Marín, Raquel; Maldonado, Georgina: *Internal and external factors of competitiveness in the middle-income countries.*
- WP 07/09** Minondo, Asier: *Especialización productiva y crecimiento en los países de renta media.*
- WP 06/09** Martín, Víctor; Donoso, Vicente: *Selección de mercados prioritarios para los Países de Renta Media.*
- WP 05/09** Donoso, Vicente; Martín, Víctor: *Exportaciones y crecimiento económico: estudios empíricos.*
- WP 04/09** Minondo, Asier; Requena, Francisco: *¿Qué explica las diferencias en el crecimiento de las exportaciones entre los países de renta media?*
- WP 03/09** Alonso, José Antonio; Garcimartín, Carlos: *The Determinants of Institutional Quality. More on the Debate.*
- WP 02/09** Granda, Inés; Fonfría, Antonio: *Technology and economic inequality effects on international trade.*
- WP 01/09** Molero, José; Portela, Javier y Álvarez Isabel: *Innovative MNEs' Subsidiaries in different domestic environments.*
- WP 08/08** Boege, Volker; Brown, Anne; Clements, Kevin y Nolan Anna: *¿Qué es lo "fallido"? ¿Los Estados del Sur, o la investigación y las políticas de Occidente? Un estudio sobre órdenes políticos híbridos y los Estados emergentes.*
- WP 07/08** Medialdea García, Bibiana; Álvarez Peralta, Nacho: *Liberalización financiera internacional, inversores institucionales y gobierno corporativo de la empresa.*
- WP 06/08** Álvarez, Isabel; Marín, Raquel: *FDI and world heterogeneities: The role of absorptive capacities.*
- WP 05/08** Molero, José; García, Antonio: *Factors affecting innovation revisited.*
- WP 04/08** Tezanos Vázquez, Sergio: *The Spanish pattern of aid giving.*
- WP 03/08** Fernández, Esther; Pérez, Rafaela; Ruiz, Jesús: *Double Dividend in an Endogenous Growth Model with Pollution and Abatement.*
- WP 02/08** Álvarez, Francisco; Camiña, Ester: *Moral hazard and tradeable pollution emission permits.*
- WP 01/08** Cerdá Tena, Emilio; Quiroga Gómez, Sonia: *Cost-loss decision models with risk aversion.*
- WP 05/07** Palazuelos, Enrique; García, Clara: *La transición energética en China.*
- WP 04/07** Palazuelos, Enrique: *Dinámica macroeconómica de Estados Unidos: ¿Transición entre dos recesiones?*
- WP 03/07** Angulo, Gloria: *Opinión pública, participación ciudadana y política de cooperación en España.*
- WP 02/07** Luengo, Fernando; Álvarez, Ignacio: *Integración comercial y dinámica económica: España ante el reto de la ampliación.*

- WP 01/07** Álvarez, Isabel; Magaña, Gerardo: *ICT and Cross-Country Comparisons: A proposal of a new composite index.*
- WP 05/06** Schünemann, Julia: *Cooperación interregional e interregionalismo: una aproximación social-constructivista.*
- WP 04/06** Kruijt, Dirk: *América Latina. Democracia, pobreza y violencia: Viejos y nuevos actores.*
- WP 03/06** Donoso, Vicente; Martín, Víctor: *Exportaciones y crecimiento en España (1980-2004): Cointegración y simulación de Montecarlo.*
- WP 02/06** García Sánchez, Antonio; Molero, José: *Innovación en servicios en la UE: Una aproximación a la densidad de innovación y la importancia económica de los innovadores a partir de los datos agregados de la CIS3.*
- WP 01/06** Briscoe, Ivan: *Debt crises, political change and the state in the developing world.*
- WP 06/05** Palazuelos, Enrique: *Fases del crecimiento económico de los países de la Unión Europea-15.*
- WP 05/05** Leyra, Begoña: *Trabajo infantil femenino: Las niñas en las calles de la Ciudad de México.*
- WP 04/05** Álvarez, Isabel; Fonfría, Antonio; Marín Raquel: *The role of networking in the competitiveness profile of Spanish firms.*
- WP 03/05** Kausch, Kristina; Barreñada, Isaías: *Alliance of Civilizations. International Security and Cosmopolitan Democracy.*
- WP 02/05** Sastre, Luis: *An alternative model for the trade balance of countries with open economies: the Spanish case.*
- WP 01/05** Díaz de la Guardia, Carlos; Molero, José; Valadez, Patricia: *International competitiveness in services in some European countries: Basic facts and a preliminary attempt of interpretation.*
- WP 03/04** Angulo, Gloria: *La opinión pública española y la ayuda al desarrollo.*
- WP 02/04** Freres, Christian; Mold, Andrew: *European Union trade policy and the poor. Towards improving the poverty impact of the GSP in Latin America.*
- WP 01/04** Álvarez, Isabel; Molero, José: *Technology and the generation of international knowledge spillovers. An application to Spanish manufacturing firms.*

#### **OCCASIONAL PAPERS**

- OP01/16** Borrell, Josep; Mella, José María; Melle, Mónica; Nieto, José Antonio. *“¿Es posible otra Europa? Debate abierto.”*

#### **POLICY PAPERS**

- PP 01/15** De la Cruz, C.: *Cambio, Poder y Justicia de Género en la Agenda 2030: Reflexiones para no perdernos en el camino.*
- PP 01/14** Luego F; Vicent L.: *Encrucijadas de la moneda única. Algunas claves para una reflexión desde la periferia.*
- PP 01/11** Monedero J.C., *Democracia y Estado en América Latina: Por una imprudente reinención de la política.*
- PP 02/10** Alonso, José Antonio; Garcimartín, Carlos; Ruiz Huerta, Jesús; Díaz Sarralde, Santiago: *Strengthening the fiscal capacity of developing countries and supporting the international fight against tax evasion.*
- PP 02/10** Alonso, José Antonio; Garcimartín, Carlos; Ruiz Huerta, Jesús; Díaz Sarralde, Santiago: *Fortalecimiento de la capacidad fiscal de los países en desarrollo y apoyo a la lucha internacional contra la evasión fiscal.*
- PP 01/10** Molero, José: *Factores críticos de la innovación tecnológica en la economía española.*
- PP 03/09** Ferguson, Lucy: *Analysing the Gender Dimensions of Tourism as a Development Strategy.*
- PP 02/09** Carrasco Gallego, José Antonio: *La Ronda de Doha y los países de renta media.*

- PP 01/09 Rodríguez Blanco, Eugenia: *Género, Cultura y Desarrollo: Límites y oportunidades para el cambio cultural pro-igualdad de género en Mozambique.*
- PP 04/08 Tezanos, Sergio: *Políticas públicas de apoyo a la investigación para el desarrollo. Los casos de Canadá, Holanda y Reino Unido.*
- PP 03/08 Mattioli, Natalia *Including Disability into Development Cooperation. Analysis of Initiatives by National and International Donors.*
- PP 02/08 Elizondo, Luis: *Espacio para Respirar: El humanitarismo en Afganistán (2001-2008).*
- PP 01/08 Caramés Boada, Albert: *Desarme como vínculo entre seguridad y desarrollo. La reintegración comunitaria en los programas de Desarme, desmovilización y reintegración (DDR) de combatientes en Haití.*
- PP 03/07 Guimón, José: *Government strategies to attract R&D-intensive FDI.*
- PP 02/07 Czaplińska, Agata: *Building public support for development cooperation.*
- PP 01/07 Martínez, Ignacio: *La cooperación de las ONGD españolas en Perú: hacia una acción más estratégica.*
- PP 02/06 Ruiz Sandoval, Erika: *Latinoamericanos con destino a Europa: Migración, remesas y codesarrollo como temas emergentes en la relación UE-AL.*
- PP 01/06 Freres, Christian; Sanahuja, José Antonio: *Hacia una nueva estrategia en las relaciones Unión Europea – América Latina.*
- PP 04/05 Manalo, Rosario; Reyes, Melanie: *The MDGs: Boon or bane for gender equality and women's rights?*
- PP 03/05 Fernández, Rafael: *Irlanda y Finlandia: dos modelos de especialización en tecnologías avanzadas.*
- PP 02/05 Alonso, José Antonio; Garcimartín, Carlos: *Apertura comercial y estrategia de desarrollo.*
- PP 01/05 Lorente, Maite: *Diálogos entre culturas: una reflexión sobre feminismo, género, desarrollo y mujeres indígenas kichwuas.*
- PP 02/04 Álvarez, Isabel: *La política europea de I+D: Situación actual y perspectivas.*
- PP 01/04 Alonso, José Antonio; Lozano, Liliana; Prialé, María Ángela: *La cooperación cultural española: Más allá de la promoción exterior.*

#### **DOCUMENTOS DE TRABAJO “EL VALOR ECONÓMICO DEL ESPAÑOL”**

- DT 16/11 Fernández Vítors, David: *El papel del español en las relaciones y foros internacionales: Los casos de la Unión Europea y las Naciones Unidas.*
- DT 15/11 Rupérez Javier: *El Español en las Relaciones Internacionales.*
- DT 14/10 Antonio Alonso, José; Gutiérrez, Rodolfo: *Lengua y emigración: España y el español en las migraciones internacionales.*
- DT 13/08 de Diego Álvarez, Dorotea; Rodrigues-Silveira, Rodrigo; Carrera Troyano Miguel: *Estrategias para el Desarrollo del Cluster de Enseñanza de Español en Salamanca.*
- DT 12/08 Quirós Romero, Cipriano: *Lengua e internacionalización: El papel de la lengua en la internacionalización de las operadoras de telecomunicaciones.*
- DT 11/08 Girón, Francisco Javier; Cañada, Agustín: *La contribución de la lengua española al PIB y al empleo: una aproximación macroeconómica.*
- DT 10/08 Jiménez, Juan Carlos; Narbona, Aranzazu: *El español en el comercio internacional.*
- DT 09/07 Carrera, Miguel; Ogonowski, Michał: *El valor económico del español: España ante el espejo de Polonia.*
- DT 08/07 Rojo, Guillermo: *El español en la red.*
- DT 07/07 Carrera, Miguel; Bonete, Rafael; Muñoz de Bustillo, Rafael: *El programa ERASMUS en el marco del valor económico de la Enseñanza del Español como Lengua Extranjera.*

- DT 06/07** Criado, María Jesús: *Inmigración y población latina en los Estados Unidos: un perfil socio-demográfico.*
- DT 05/07** Gutiérrez, Rodolfo: *Lengua, migraciones y mercado de trabajo.*
- DT 04/07** Quirós Romero, Cipriano; Crespo Galán, Jorge: *Sociedad de la Información y presencia del español en Internet.*
- DT 03/06** Moreno Fernández, Francisco; Otero Roth, Jaime: *Demografía de la lengua española.*
- DT 02/06** Alonso, José Antonio: *Naturaleza económica de la lengua.*
- DT 01/06** Jiménez, Juan Carlos: *La Economía de la lengua: una visión de conjunto.*