





Cite this: *Org. Biomol. Chem.*, 2023, **21**, 7767

# Understanding the reactivity and selectivity of Diels–Alder reactions involving furans†

Tiago Vinicius Alves \*<sup>a</sup> and Israel Fernández \*<sup>b</sup>

The reactivity and *endo/exo* selectivity of the Diels–Alder cycloaddition reactions involving furan and substituted furans as dienes have been computationally explored. In comparison to cyclopentadiene, it is found that furan is comparatively less reactive and also less *endo*-selective in the reaction with maleic anhydride as the dienophile. Despite that, both the reactivity and the selectivity can be successfully modified by the presence of substituents at either 2- or 3-positions of the heterocycle. In this sense, it is found that the presence of strong electron-donor groups significantly increases the reactivity of the system while the opposite is found in the presence of electron-withdrawing groups. The observed trends in both the reactivity and selectivity are analyzed quantitatively in detail by means of the activation strain model of reactivity in combination with the energy decomposition analysis methods.

Received 21st August 2023,  
Accepted 7th September 2023

DOI: 10.1039/d3ob01343j

rsc.li/obc

## 1. Introduction

The Diels–Alder (DA) [4 + 2] cycloaddition reaction<sup>1</sup> plays a crucial role in synthetic organic chemistry because it can construct complex architectures, with up to four stereocenters, in a single reaction step.<sup>2,3</sup> Due to its high atom-efficiency, adhering to the fundamental principles of green chemistry,<sup>4–6</sup> this specific reaction has been applied to the synthesis of a wide variety of target molecules including complex natural products and species with potential applications in materials science and medicinal chemistry.<sup>2,7</sup>

In this sense, the DA reactions involving furan and furan derivatives as the diene partner are receiving considerable attention recently<sup>8,9</sup> since furanics constitute renewable platform molecules to produce, among other interesting systems, responsive materials<sup>10–13</sup> or drug delivery species.<sup>14,15</sup> As many other pericyclic reactions,<sup>16</sup> the reactivity trends of the DA cycloadditions involving furans have been traditionally rationalized in terms of the Frontier Molecular Orbital (FMO)<sup>17</sup> theory and Woodward–Hoffmann rules.<sup>18</sup> However, some deficiencies of these conceptual frameworks have been identified<sup>19</sup> which indicate that other factors, different from FMO

interactions, may be responsible for both the observed reactivity trends and selectivity patterns. For instance, we recently found, with the help of the activation strain model (ASM)<sup>20</sup> of reactivity in combination with the Energy Decomposition Analysis (EDA)<sup>21</sup> method, that the catalysis of various fundamental transformations in organic chemistry, such as Diels–Alder,<sup>22</sup> Michael addition<sup>23</sup> and Alder–ene reactions,<sup>24</sup> is not, as widely accepted, caused by enhancing FMO interactions. Instead, the physical mechanism behind the acceleration induced by the catalyst is a significant reduction of the Pauli repulsion between the key occupied molecular orbitals of the reactants. These examples, which belong to the recently introduced Pauli-repulsion lowering concept,<sup>25</sup> nicely illustrate that the traditionally used FMO arguments can be misleading, particularly in DA cycloaddition reactions.

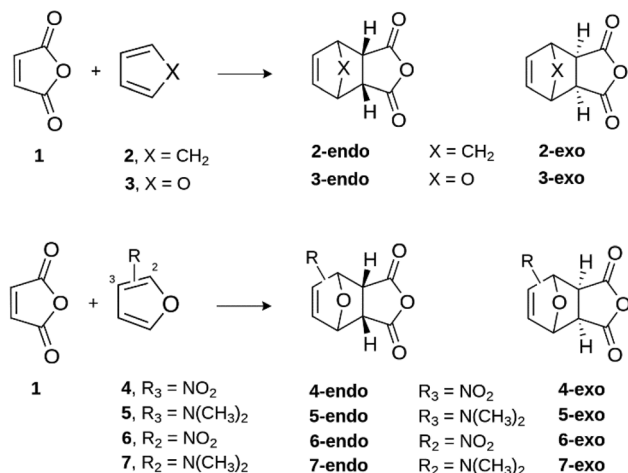
For this reason, herein we shall also apply the ASM-EDA approach to investigate quantitatively in detail the so far not fully understood factors controlling both the reactivity and selectivity in the Diels–Alder reactions involving furan and furan derivatives as dienes.<sup>8</sup> To this end, we will first compare the parent reaction between furan and maleic anhydride with the analogous parent reaction involving cyclopentadiene (Scheme 1). Then, we will explore the analogous processes involving furans substituted at either 2- or 3-position of furan because the presence of electron-donor or electron-withdrawing groups at such positions has been shown to significantly affect both the reactivity and *endo/exo* selectivity of the process.<sup>26</sup> However, the reasons behind the influence of these substituents on the transformation remain unclear as well.

<sup>a</sup>Departamento de Físico-Química, Instituto de Química – Universidade Federal da Bahia, Salvador, 40170-115 Bahia, Brazil. E-mail: tiagova@ufba.br

<sup>b</sup>Departamento de Química Orgánica and Centro de Innovación en Química Avanzada (ORFEO-CINQA), Facultad de Ciencias Químicas, Universidad Complutense de Madrid, Ciudad Universitaria, 28040 Madrid, Spain. E-mail: israel@quim.ucm.es

† Electronic supplementary information (ESI) available: Figure S1 and Cartesian coordinates and electronic energies. See DOI: <https://doi.org/10.1039/d3ob01343j>





**Scheme 1** Overview of Diels–Alder [4 + 2] cycloaddition reactions studied in this work.

## 2. Methods

### 2.1 Activation strain model and energy decomposition analysis

The activation strain model of reactivity (ASM, also called the distortion/interaction approach<sup>20b</sup>) is a fragmented-based method to understanding chemical processes, in which the reaction barriers are described and understood in terms of the original reactants.<sup>20</sup> More specifically, this model considers the rigidity of the reactants as well as the extent to which the reactants must deform during the reaction, plus their capability to interact as the reaction proceeds. Thus, the potential energy surface,  $\Delta E(\zeta)$ , is decomposed in two terms along the reaction coordinate  $\zeta$  (eqn (1)):

$$\Delta E(\zeta) = \Delta E_{\text{strain}}(\zeta) + \Delta E_{\text{int}}(\zeta) \quad (1)$$

In this equation,  $\Delta E_{\text{strain}}(\zeta)$  stands for the strain energy associated with the structural deformation the reactants undergo from their equilibrium structure to the geometry they adopt during the reaction at a specific point on the reaction coordinate. The term  $\Delta E_{\text{int}}(\zeta)$  accounts for the chemical interaction between the increasingly deformed reactants along the reaction coordinate.

The reaction coordinate  $\zeta$  is defined as the projection of the Intrinsic Reaction Coordinate (IRC) onto the forming C...C distance between the carbon atoms of the diene and dienophile. This reaction coordinate undergoes a well-defined change in the course of the reaction from the dissociation limit to the equilibrium C–C distance in the transition state.<sup>27</sup>

Within the Energy Decomposition Analysis (EDA) method,<sup>21</sup> the interaction  $\Delta E_{\text{int}}(\zeta)$  between the strained reactants can be further decomposed into the following chemically meaningful terms (eqn (2)):

$$\Delta E_{\text{int}}(\zeta) = \Delta E_{\text{Pauli}}(\zeta) + \Delta V_{\text{elstat}}(\zeta) + \Delta E_{\text{orb}}(\zeta) \quad (2)$$

herein,  $\Delta V_{\text{elstat}}(\zeta)$  is the classical electrostatic interaction between the unperturbed charge distributions of the deformed reactants and is usually attractive. The Pauli repulsion term,  $\Delta E_{\text{Pauli}}(\zeta)$ , comprises the destabilizing interaction between occupied closed-shell orbitals of the fragments due to de Pauli's exclusion principle. The orbital interaction  $\Delta E_{\text{orb}}(\zeta)$  accounts for charge transfer (interaction between occupied orbitals on one moiety with unoccupied orbitals on the other, including HOMO–LUMO interactions) and polarization (empty-occupied orbital mixing on one fragment due to the presence of another fragment).

### 2.2 Computational details

Geometry optimizations of the stationary points generated by the Diels–Alder reactions of this study were performed without symmetry constraints using the Gaussian16 suite of programs<sup>28</sup> employing the hybrid meta-GGA M06-2X<sup>29</sup> functional together with the triple- $\zeta$  basis set def2-TZVPP.<sup>30</sup> The nature of the stationary points on the potential energy surface was checked by harmonic vibrational frequency calculations. Minima have positive definite Hessian matrices whereas the transition states show only one negative eigenvalue in their diagonalized force constant matrices, and their associated eigenvectors were confirmed to correspond to the motion along the reaction coordinate under consideration using the Intrinsic Reaction Coordinate (IRC) method.<sup>31</sup> Energy refinements were carried out by means of single-point calculations at the accurate DLPNO-CCSD(T)<sup>32</sup> approach with the def2-TZVPP basis set using the ORCA 5.0 program.<sup>33</sup> This level is denoted DLPNO-CCSD(T)/def2-TZVPP//M06-2X/def2-TZVPP.

The program package ADF<sup>34,35</sup> was used for EDA calculations using the M06-2X/def2-TZVPP optimized geometries at the same DFT level with a triple- $\zeta$ -quality basis set using uncontracted Slater-type orbitals (STOs) augmented by two sets of polarization functions with a frozen-core approximation for the core electrons.<sup>36</sup> Auxiliary sets of s, p, d, f, and g STOs were used to fit the molecular densities and to represent the Coulomb and exchange potentials accurately in each SCF cycle.<sup>37</sup> Scalar relativistic effects were incorporated by applying the zeroth-order regular approximation (ZORA).<sup>38</sup> This level of theory is denoted ZORA-M06-2X/TZ2P//M06-2X/def2-TZVPP.

## 3. Results and discussion

We first compared the Diels–Alder cycloaddition reactions between the maleic anhydride (1) and cyclopentadiene (2) with the analogous process involving furan (3, Scheme 1). Table 1 lists the relative energies, with zero-point energy corrections, for the *endo* and *exo* pathways obtained at the DLPNO-CCSD(T)/def2-TZVPP//M06-2X/def2-TZVPP level of theory whereas Fig. 1 depicts the corresponding reaction profiles including the relative free energies (within parentheses) computed at the same level.

As shown in Fig. 1, both cycloaddition reactions begin from an initial van der Waals reactant complex, RC (whose for-



**Table 1** Relative energies with zero-point energy correction, calculated at DLPNO-CCSD(T)/def2-TZVPP//M06-2X/def2-TZVPP<sup>a</sup> level of theory for the reactions between maleic anhydride (**1**), cyclopentadiene (**2**), and furan (**3**). All values are in kcal mol<sup>-1</sup>

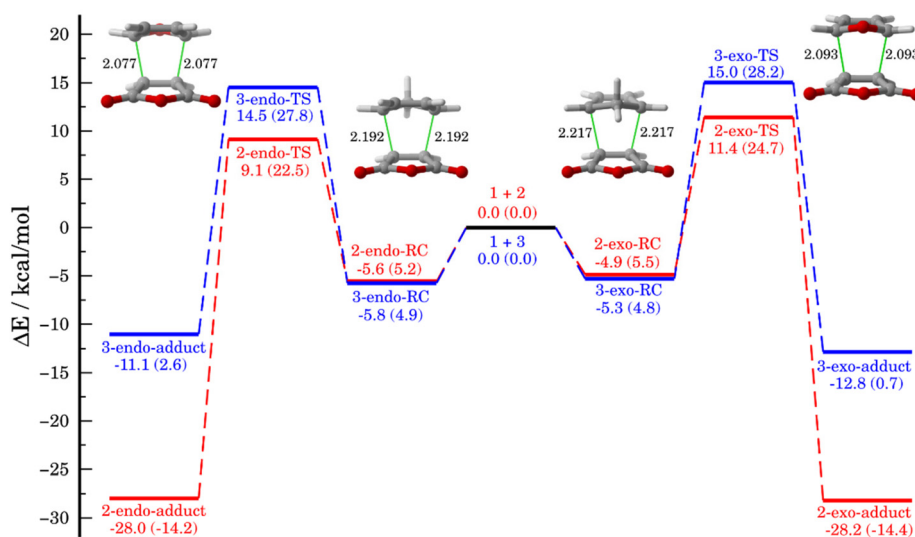
Reactions	<i>endo</i> pathway			<i>exo</i> pathway		
	RC	TS	Adduct	RC	TS	Adduct
<b>1 + 2</b>	-5.6	9.1	-28.0	-4.9	11.4	-28.2
<b>1 + 3</b>	-5.8	14.5	-11.1	-5.3	15.0	-12.8

<sup>a</sup> Zero-point energy correction included at M06-2X/def2-TZVPP.

mation becomes endergonic when entropic effects are considered), which evolves to the corresponding cycloadducts in a concerted manner through the corresponding six-membered cyclic transition state (**TS**). From the data in Fig. 1, it becomes clear that whereas the cycloaddition involving cyclopentadiene selectively produces the thermodynamically less stable *endo*-cycloadduct under kinetic control ( $\Delta\Delta G^\ddagger = 2.2$  kcal mol<sup>-1</sup>), the analogous reaction involving furan is only slightly *endo*-selective in view of the much lower *endo*-*exo* barrier difference ( $\Delta\Delta G^\ddagger = 0.4$  kcal mol<sup>-1</sup>). Please note that our DLPNO-CCSD(T)/def2-TZVPP//M06-2X/def2-TZVPP energies are in excellent agreement with previous experimental ( $\Delta\Delta G^\ddagger = 2.5$  kcal mol<sup>-1</sup>, for the **1 + 2** reaction)<sup>39</sup> and theoretical data ( $\Delta\Delta G^\ddagger = 0.6$  kcal mol<sup>-1</sup>, for the **1 + 3** reaction),<sup>26</sup> which supports the selected method for this study. In addition, it becomes evident that furan is less reactive than cyclopentadiene in their reactions with maleic anhydride in view of the higher barriers computed for both *endo/exo* approaches ( $\Delta\Delta G^\ddagger = 5.3$  kcal mol<sup>-1</sup> for the *endo* pathway). Moreover, whereas the cycloaddition involving cyclopentadiene is irreversible, the analogous process involving furan is clearly reversible, which is consistent with previous studies.<sup>8</sup>

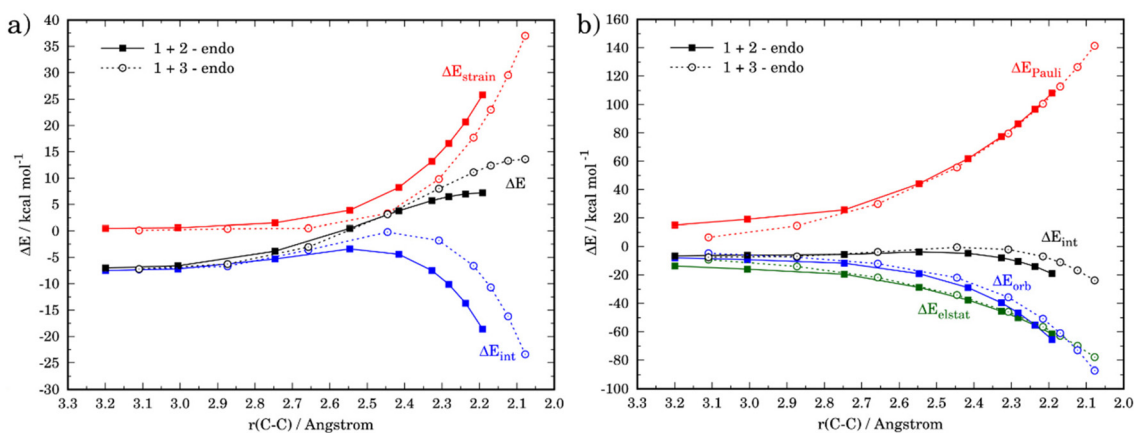
Although the lower reactivity of furan can be initially ascribed to the loss of aromaticity of the heterocycle during the transformation, we applied next the activation strain model of reactivity (ASM) to quantitatively understand the origin of this reactivity trend. To this end, we compared the favored *endo*-pathways for both cycloadditions involving cyclopentadiene and furan. Fig. 2a shows the computed activation strain diagrams (ASDs) for both reactions from the initial stages of the transformation to the respective transition states and projected onto the C...C bond-forming distances.<sup>27</sup> From the data in Fig. 2a, the (**1 + 3**) reaction presents a less destabilizing strain energy compared to the (**1 + 2**), and therefore the  $\Delta E_{\text{strain}}$  term is not all responsible for the reactivity trend. At variance, the cycloaddition involving cyclopentadiene benefits from a much stronger interaction energy between the deformed along the entire reaction coordinate and particularly at the transition state region. Therefore, the lower reactivity of furan can be exclusively ascribed to a less stabilizing interaction between the reactants during the transformation as compared to the analogous process involving cyclopentadiene.

The origin of the stronger interaction energy between the deformed reactants for (**1 + 2**) can be better interpreted with the help of the energy decomposition analysis (EDA). Fig. 2b illustrates the evolution of the EDA terms along the reaction coordinate for both reactions. Interestingly, both the Pauli repulsion and the electrostatic attractions are rather similar for both processes which indicates that the orbital interactions become the only differentiating factor between both reactions. Indeed, the  $\Delta E_{\text{orb}}$  term is clearly more stabilizing for the process involving cyclopentadiene along the entire reaction coordinate. For instance, at the same consistent C...C bond-forming distance of 2.2 Å, the difference in the orbital term ( $\Delta\Delta E_{\text{orb}} = 9.4$  kcal mol<sup>-1</sup>) nearly matches that of the interaction energy ( $\Delta\Delta E_{\text{int}} = 9.9$  kcal mol<sup>-1</sup>).



**Fig. 1** Relative energies of the stationary points, including the zero-point energies (in kcal mol<sup>-1</sup>), on the potential energy surface for the **1 + 2** (red) and **1 + 3** (blue) reactions, calculated at DLPNO-CCSD(T)/def2-TZVPP//M06-2X/def2-TZVPP. Values within parentheses refer to relative free energy computed at the same level of theory. Bond distances in the corresponding transition states are given in angstroms.





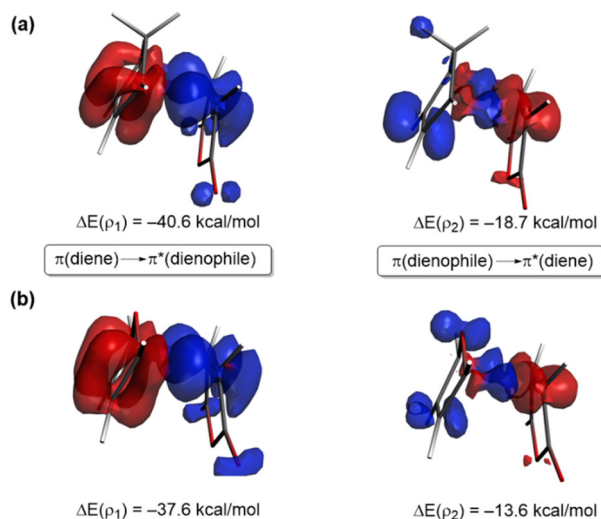
**Fig. 2** Comparative activation strain analyses (a), computed at the M06-2X/def2-TZVPP level, and the energy decomposition analysis (b), computed at the ZORA-M06-2X/TZ2P//M06-2X/def2-TZVPP level, for the *endo* pathways of the Diels–Alder cycloaddition reactions between the maleic anhydride (**1**) and cyclopentadiene (**2**, solid lines) and furan (**3**, dashed lines), projected onto the C...C bond-forming distance.

To comprehend the reasons behind the stronger orbital interactions computed for the reaction involving maleic anhydride and cyclopentadiene, we applied the natural orbital for chemical valence (NOCV)<sup>40</sup> extension of the EDA method. This approach allows us to not only identify but also quantify the main orbital interactions contributing to the  $\Delta E_{\text{orb}}$  term. Fig. 3 depicts the deformation densities ( $\Delta\rho$ ) of the pairwise main orbital interactions between the interacting fragments and the corresponding stabilization energies,  $\Delta E(\rho)$ , for the Diels–Alder cycloaddition reactions between maleic anhydride (**1**) and cyclopentadiene (**2**) and furan (**3**). Within the NOCV method, two main orbital interactions are identified, namely

the direct  $\pi\text{-HOMO}(\text{diene}) \rightarrow \pi^*\text{-LUMO}(\text{dienophile})$  and the reverse  $\pi\text{-HOMO}(\text{dienophile}) \rightarrow \pi^*\text{-LUMO}(\text{diene})$ , denoted as  $\rho_1$  and  $\rho_2$ , respectively. Not surprisingly, the direct interaction  $\rho_1$  is stronger than the reverse interaction  $\rho_2$ , which is consistent with the normal electronic demand nature of both Diels–Alder reactions. Interestingly, both molecular orbital interactions are comparatively weaker for the **1** + **3** cycloaddition (see  $\Delta E(\rho)$  values in Fig. 3, computed at the same consistent C...C bond-forming distance of 2.2 Å), which translates into the computed less stabilizing  $\Delta E_{\text{orb}}$  and weaker  $\Delta E_{\text{int}}$  and ultimately, the decreased reactivity (*i.e.* higher barrier) computed for the process involving furan.

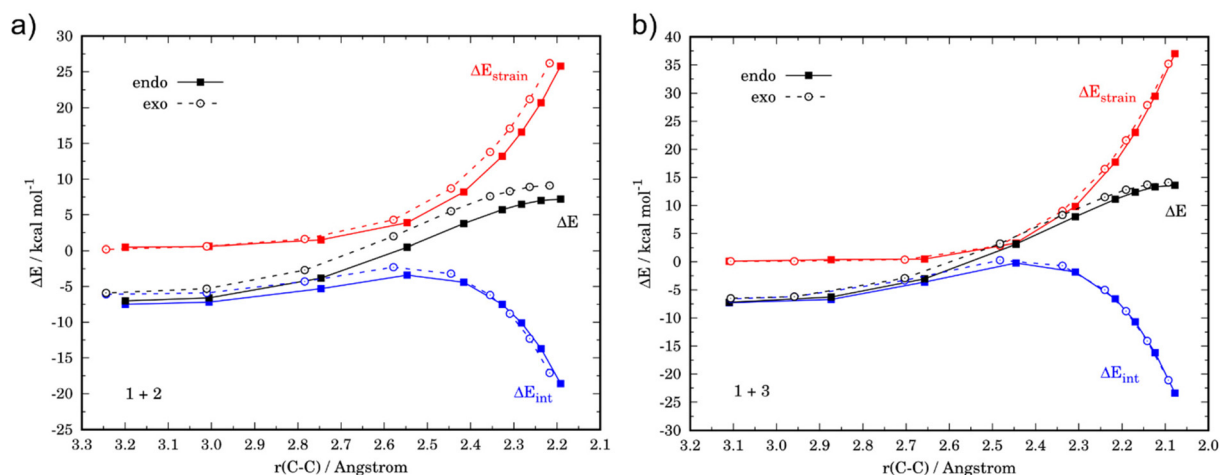
We then addressed the remarkable difference in *endo/exo* selectivity in these processes, *i.e.* while the cycloaddition involving cyclopentadiene is completely *endo*-selective ( $\Delta\Delta G^\ddagger = 2.2 \text{ kcal mol}^{-1}$ ), the analogous process involving furan is not selective ( $\Delta\Delta G^\ddagger = 0.5 \text{ kcal mol}^{-1}$ , see above). Fig. 4 shows the corresponding ASDs for both approaches in both cycloadditions. In agreement with previous calculations,<sup>41</sup> the *endo*-selectivity in the parent **1** + **2** reaction does not result from the interaction energy, which becomes rather similar for both approaches, but exclusively derives from a less destabilizing strain energy for the *endo*-approach (Fig. 4a). This is mainly due to the unfavorable steric arrangement occurring between the methylene and oxygen moieties of cyclopentadiene and maleic anhydride. The replacement of the methylene group by an oxygen atom in furan should reduce this unfavorable interaction, which is nicely confirmed in the corresponding ASD (Fig. 4b). Indeed, this crucial strain energy is only slightly less destabilizing for the *endo*-approach of the process involving furan, which results in the observed lack of selectivity in the **1** + **3** reaction.

Once we analyzed the reactivity and selectivity of the prototype Diels–Alder reactions, we then focused on the factors defining the reactivity and *endo/exo* selectivity of the analogous cycloaddition reactions involving substituted furans. To this end, we evaluated the effects of the extreme situations rep-



**Fig. 3** Plot of the deformation densities ( $\Delta\rho$ ) of the pairwise orbital interactions between the interacting fragments and the corresponding stabilization energies,  $\Delta E(\rho)$ , for the Diels–Alder cycloaddition reactions between maleic anhydride (**1**), cyclopentadiene (**2**, (a)), and furan (**3**, (b)), computed at the same consistent C...C bond-forming distance of 2.2 Å. All data have been computed at the ZORA-M06-2X/TZ2P//M06-2X/def2-TZVPP level.





**Fig. 4** Comparative activation strain analyses for the *endo* and *exo* pathways of the Diels–Alder cycloaddition reactions between the maleic anhydride (**1**) and cyclopentadiene (**2**, a) and furan (**3**, b), projected onto the C...C bond-forming distance. All data have been computed at the M06-2X/def2-TZVPP level.

resented by the systems having a strong electronic withdrawing ( $-\text{NO}_2$ ) or a strong donating ( $-\text{NMe}_2$ ) substituent placed at either 3- (compounds **4** and **5**) or 2- (compounds **6** and **7**) positions of furan (see Scheme 1). Table 2 lists the relative electronic and free energies, computed for the *endo* and *exo* pathways of the corresponding reactions with maleic anhydride, obtained at the DLPNO-CCSD(T)/def2-TZVPP/M06-2X/def2-TZVPP level.

Similar to the parent reaction involving furan, in all cases the cycloadditions also proceed concertedly through the corresponding six-membered transition states (see Fig. S1 in the ESI†). Data gathered in Table 2 show that, compared to unsubstituted furan, the presence of an electron-donating group leads to an enhancement of the reactivity (*i.e.* the cycloaddition proceeds with a lower barrier) regardless of the position of the substituent. At variance, the reactivity is reduced (*i.e.* the cycloaddition proceeds with a higher barrier) in those systems having the acceptor  $\text{NO}_2$  group. Strikingly, the *endo/exo* selectivity strongly depends on both the nature of the substituent and its relative position. For instance, the *exo*-cycloadduct derived from 3-nitrofuran (**4**) is favored both thermodynamically ( $\Delta\Delta G = 3.0 \text{ kcal mol}^{-1}$ ) and kinetically ( $\Delta\Delta G^\ddagger = -1.2 \text{ kcal mol}^{-1}$ ), while the analogous  $\text{NMe}_2$ -system (**5**) favors the formation of the corresponding *endo*-cycloadduct under

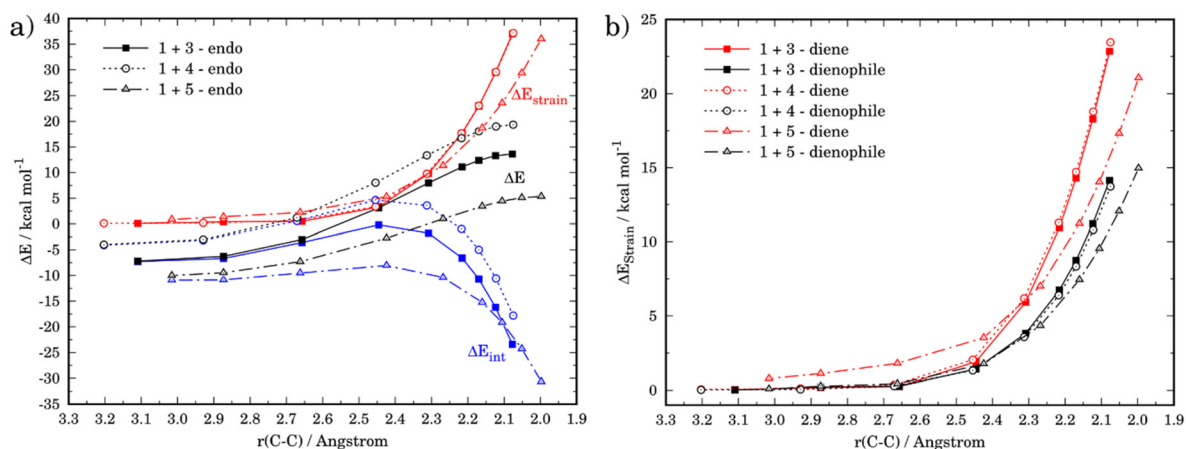
kinetic control ( $\Delta\Delta G^\ddagger = 1.7 \text{ kcal mol}^{-1}$ ). The opposite is found when the substituents are placed in position 2, *i.e.* 2-nitrofuran (**6**) kinetically favors the corresponding *endo*-adduct ( $\Delta\Delta G^\ddagger = 1.2 \text{ kcal mol}^{-1}$ ), whereas **7** slightly favors the *exo*-adduct ( $\Delta\Delta G^\ddagger = 0.6 \text{ kcal mol}^{-1}$ ).

The ASM was again applied to first understand the computed reactivity trend ( $\text{NO}_2 < \text{H} < \text{NMe}_2$ ) for the reactions of the maleic anhydride with substituted furans. To this end, we compared the processes involving the parent furan **3** and 3-substituted furans **4** and **5** focusing exclusively on the corresponding *endo*-approaches to enable a direct comparison between the different cycloadditions. Fig. 5a presents the corresponding ASDs for these reactions once again from the beginning of the process up to the respective transition state and projected onto the shortest C...C bond-forming distance.<sup>27</sup> From the data in Fig. 5a, it becomes clear that the lower reactivity of the nitro-derivative **4** compared to furan results exclusively from a less stabilizing interaction energy along the entire transformation (the strain energy of both systems is nearly identical). The cycloaddition involving the  $\text{NMe}_2$ -derivate **5** (which exhibits the lowest barrier) benefits from both a stronger interaction and, in addition, from a less stabilizing strain energy, which is translated in the enhanced reactivity of this system. The partitioning of the  $\Delta E_{\text{strain}}$  term into the con-

**Table 2** Relative energies with zero-point energy correction, calculated at DLPNO-CCSD(T)/def2-TZVPP/M06-2X/def2-TZVPP level of theory for the reactions of the maleic anhydride (**1**) with 3-nitrofuran (**4**), *N,N*-dimethylfuran-3-amine (**5**), 2-nitrofuran (**6**), *N,N*-dimethylfuran-2-amine (**7**). Values within parentheses refer to relative free energy computed at the same level of theory. All values are given in  $\text{kcal mol}^{-1}$

Reactions	<i>endo</i> pathway			<i>exo</i> pathway		
	RC	TS	Adduct	RC	TS	Adduct
<b>1 + 4</b>	-4.8 (5.5)	18.3 (31.6)	-8.9 (4.7)	-4.8 (5.5)	17.1 (30.4)	-11.9 (1.7)
<b>1 + 5</b>	-7.9 (4.1)	7.0 (20.3)	-19.1 (-5.7)	-7.6 (3.4)	9.0 (22.0)	-20.4 (-6.8)
<b>1 + 6</b>	-6.2 (3.7)	16.1 (29.5)	-12.0 (1.6)	-6.9 (3.8)	17.1 (30.7)	-13.4 (0.5)
<b>1 + 7</b>	-8.8 (2.7)	8.0 (21.2)	-13.3 (0.8)	-8.4 (2.7)	7.1 (20.6)	-11.5 (2.9)

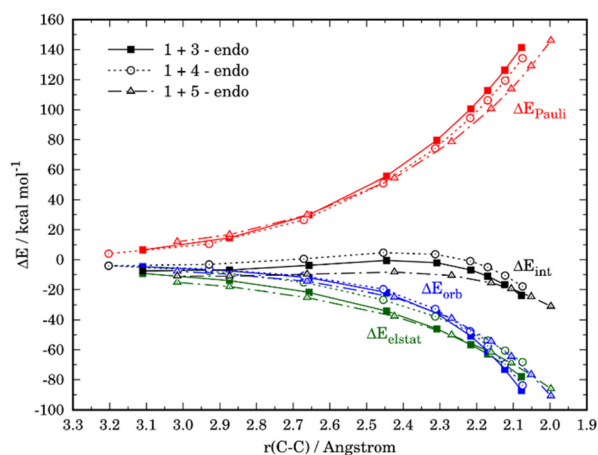




**Fig. 5** (a) Comparative activation strain diagrams for the *endo*-pathways of the cycloaddition reactions between maleic anhydride (**1**) and furan (**3**) (solid lines), 3-nitrofurans (**4**) (dotted lines), and *N,N*-dimethylfuran-3-amine (**5**) (dashed lines). (b) Decomposition of the total strain into contributions coming from each reactant. All results are obtained at M06-2X/def2-TZVP level of theory.

Contributions of the individual reactant indicates that the required distortion of both reagents is clearly lower for the process involving **5** as compared to the parent furan **3** or its nitro-derivative **4**. This is directly related to the higher asynchronicity of the **1** + **5** cycloaddition. As shown in Fig. 6, which shows the optimized transition structures of the *endo*-pathways for (**1** + **4**) and (**1** + **5**) reactions, the asynchronicity is markedly higher for the reaction involving *N,N*-dimethylfuran-3-amine (**5**) ( $\Delta r_{\text{CC}}^{\text{TS}} = 0.235 \text{ \AA}$ ), compared to the involving 3-nitrofurans (**4**) ( $\Delta r_{\text{CC}}^{\text{TS}} = 0.013 \text{ \AA}$ ).<sup>42</sup> A higher degree of asynchronicity typically implies that the corresponding transition state is reached earlier and, consequently, the energy penalty to adopt the TS geometry is lower.<sup>22,24</sup>

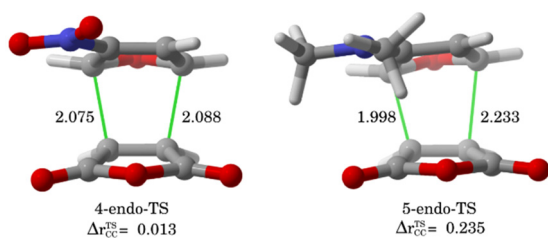
The crucial role of the  $\Delta E_{\text{int}}$  term in the reactivity of substituted furans was also evaluated with the help of the EDA method. Fig. 7 illustrates the evolution of the individual EDA terms for the considered (*endo*)-cycloadditions along the reaction coordinate. The presence of the NO<sub>2</sub>-group in **4** leads, as expected, not only to weaker orbital interactions with the dienophile as compared to furan but also to much less stabilizing electrostatic attractions. For instance, at the same C...C bond-forming distance of 2.1 Å, the differences in the orbital term ( $\Delta \Delta E_{\text{orb}} = 3.4 \text{ kcal mol}^{-1}$ ) and electrostatic attractions ( $\Delta \Delta E_{\text{elstat}} = 9.7 \text{ kcal mol}^{-1}$ ) favor the reaction **1** + **3**. As a conse-



**Fig. 7** Comparative energy decomposition analyses of the Diels–Alder for the *endo*-pathways of the cycloaddition reactions between maleic anhydride (**1**) and furan (**3**) (solid lines), 3-nitrofurans (**4**) (dotted lines), and *N,N*-dimethylfuran-3-amine (**5**) (dashed lines).

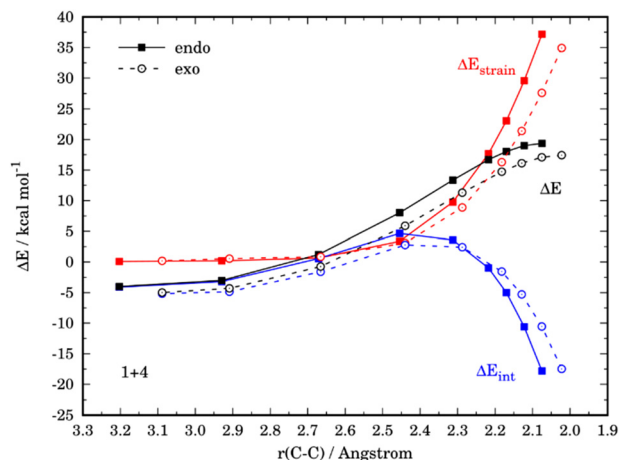
quence, the interaction between the deformed reactants is weaker for the reaction involving **4** which results in the observed reduced reactivity. At variance, the enhanced interaction computed for the process involving **5** derives almost exclusively from a less destabilizing Pauli repulsion (mainly between the occupied orbitals  $\pi$ -HOMO-1 of the diene and the  $\pi$ -HOMO of the dienophile) along the entire transformation, and particularly, at the transition state region.

For completeness, we finally investigated the *endo/exo* selectivity reversal induced by the substituent. We first considered the processes involving 3-nitrofurans (**4**), which kinetically favors the formation of the corresponding *exo*-cycloadduct (see above). From the comparative ASDs in Fig. 8, it can be concluded that, although the *exo*-pathway exhibits a stronger interaction at the beginning of the process, it is the less destabilizing strain the decisive factor favoring the *exo*-



**Fig. 6** Optimized the *endo*-pathway transition structures for (**1** + **4**) and (**1** + **5**) reactions, as well as the degree of the asynchronicity ( $\Delta r_{\text{CC}}^{\text{TS}}$ ).

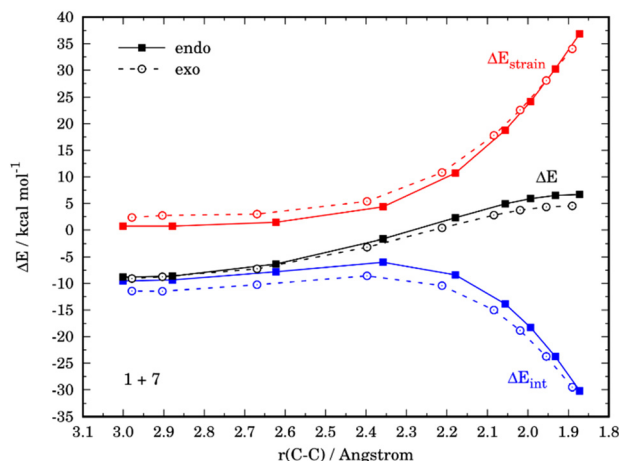




**Fig. 8** Comparative activation strain analyses for the *endo* and *exo* pathways of the Diels–Alder cycloaddition reactions between the maleic anhydride (**1**) and 3-nitrofuran (**4**), projected onto the C...C bond-forming distance. All data have been computed at the M06-2X/def2-TZVPP level.

approach. This is again related to the extent of the asynchronicity of the process, which is higher in the *exo*-pathway ( $\Delta r_{CC}^{TS} = 0.149 \text{ \AA}$ ) than in the *endo*-pathway ( $\Delta r_{CC}^{TS} = 0.013 \text{ \AA}$ ).

At variance, for the process involving *N,N*-dimethylfuran-2-amine (**7**), we found that the only reason behind the slight preference for the *exo*-cycloadduct is the interaction energy, which becomes stronger for the *exo*-approach along the entire reaction coordinate (Fig. 9). According to the EDA, this is due exclusively to a less destabilizing Pauli repulsion in the *exo*-pathway. As instance, at the same consistent C...C bond-forming distance of 1.9 Å, the differences in the orbital term ( $\Delta\Delta E_{orb} = 2.1 \text{ kcal mol}^{-1}$ ) and electrostatic attractions ( $\Delta\Delta E_{elstat} = 3.2 \text{ kcal mol}^{-1}$ ), which favor the *endo*-approach, are



**Fig. 9** Comparative activation strain analyses for the *endo* and *exo* pathways of the Diels–Alder cycloaddition reactions between the maleic anhydride (**1**) and *N,N*-dimethylfuran-2-amine (**7**), projected onto the C...C bond-forming distance. All data have been computed at the M06-2X/def2-TZVPP level.

compensated by the lower Pauli repulsion computed for the *exo*-pathway ( $\Delta\Delta E_{Pauli} = 6.5 \text{ kcal mol}^{-1}$ ).

## 4. Conclusions

In summary, this computational study provides quantitative insights into the factors controlling the reactivity and selectivity of the Diels–Alder cycloaddition reactions involving furans as the diene partner. In comparison to cyclopentadiene, it is found that furan is comparatively less reactive in the reaction with maleic anhydride because it exhibits weaker orbital interactions with the dienophile (both the direct  $\pi$ -HOMO(diene)  $\rightarrow$   $\pi^*$ -LUMO(dienophile) and the reverse  $\pi$ -HOMO(dienophile)  $\rightarrow$   $\pi^*$ -LUMO(diene), in almost the same extent). While the process involving cyclopentadiene is *endo*-selective, the analogous reaction involving furan is practically non-selective. Interestingly, the presence of the  $\text{NMe}_2$ -donor group in the heterocycle (either at 2- or 3-position) significantly increases the reactivity of the system whereas the opposite is found in the presence of a strong electron-withdrawing group ( $\text{NO}_2$ ). The enhanced reactivity of the  $\text{NMe}_2$ -derivates results from the combination of a less destabilizing Pauli repulsion together with a lower strain resulting from a higher asynchronicity. At variance, the lower reactivity of the nitro-counterparts exclusively results from a reduced interaction between the deformed reactants. Finally, the *endo/exo* selectivity strongly depends on both the nature and the position of the substituents, leading to a clear *endo/exo* selectivity reversal for the process involving 3-nitrofuran and *N,N*-dimethylfuran-2-amine.

## Author contributions

Tiago Vinicius Alves: conceptualization, calculations, formal analysis, writing – original draft. Israel Fernández: supervision, conceptualization, project administration, writing – review and editing.

## Conflicts of interest

There are no conflicts to declare.

## Acknowledgements

This work was supported by the Spanish MCIN/AEI/10.13039/501100011033 (grants PID2019-106184GB-I00 and RED2018-102387-T). T. V. A. acknowledges the Coordenação de Aperfeiçoamento de Pessoal de Nível Superior – Brazil (CAPES) for the visiting professor scholarship (CAPES-PrInt – 88887.803486/2023-00).



## References

- 1 A. Diels and K. Alder, *Justus Liebigs Ann. Chem.*, 1928, **460**, 98.
- 2 (a) F. Fringuelli and A. Taticchi, *The Diels–Alder Reaction: Selected Practical Methods*, Wiley, Hoboken, 2002 See also: (b) S. Sankararaman, *Pericyclic Reactions – A Textbook: Reactions, Applications and Theory*, Wiley, Weinheim, 2005.
- 3 K. N. Houk, F. Liu, Z. Yang and J. I. Seeman, *Angew. Chem., Int. Ed.*, 2021, **60**, 12660.
- 4 P. T. Anastas and J. C. Warner, *Green Chemistry: Theory and Practice*, Oxford University Press, Oxford, New York, 1998.
- 5 B. M. Trost, *Angew. Chem., Int. Ed. Engl.*, 1995, **34**, 259.
- 6 R. A. Sheldon, *Pure Appl. Chem.*, 2000, **72**, 1233.
- 7 (a) K. C. Nicolaou, S. A. Snyder, T. Montagnon and G. Vassilikogiannakis, *Angew. Chem., Int. Ed.*, 2002, **41**, 1668; (b) K.-I. Takao, R. Munakata and K.-I. Tadano, *Chem. Rev.*, 2005, **105**, 4779; (c) M. Juhl and D. Tanner, *Chem. Soc. Rev.*, 2009, **38**, 2983; (d) J.-A. Funel and S. Abele, *Angew. Chem., Int. Ed.*, 2013, **52**, 3822.
- 8 For a recent review, see: R. C. Cioc, M. Crockatt, J. C. van der Waal and P. C. A. Bruijninx, *Angew. Chem., Int. Ed.*, 2022, **61**, e202114720.
- 9 Selected reviews: (a) A. E. Settle, L. Berstis, N. A. Rorrer, Y. Roman-Leshkiv, G. T. Beckham, R. M. Richards and D. R. Vardon, *Green Chem.*, 2017, **19**, 3468; (b) F. A. Kucherov, L. V. Romashov, G. M. Averochkin and V. P. Ananikov, *ACS Sustainable Chem. Eng.*, 2021, **9**, 3011; (c) J. M. J. M. Ravasco and R. F. A. Gomes, *ChemSusChem*, 2021, **14**, 3047.
- 10 H. Sun, C. P. Kabb, M. B. Sims and B. S. Sumerlin, *Prog. Polym. Sci.*, 2019, **89**, 61.
- 11 M. Vauthier, L. Jierry, J. C. Oliveira, L. Hassouna, V. Roucoules and F. B. Gall, *Adv. Funct. Mater.*, 2019, **29**, 1806765.
- 12 A. Gandini, *Prog. Polym. Sci.*, 2013, **38**, 1.
- 13 Y.-L. Liu and T.-W. Chuo, *Polym. Chem.*, 2013, **4**, 2194.
- 14 M. Gregoritzka and F. P. Brandl, *Eur. J. Pharm. Biopharm.*, 2015, **97**, 438.
- 15 T. Elschner, F. Obst and T. Heinze, *Macromol. Biosci.*, 2018, **18**, 1800258.
- 16 K. N. Houk, *Acc. Chem. Res.*, 1975, **8**, 361.
- 17 (a) K. Fukui and H. Fujimoto, *Bull. Chem. Soc. Jpn.*, 1967, **40**, 2018; (b) K. Fukui, *Angew. Chem., Int. Ed. Engl.*, 1982, **21**, 801.
- 18 R. B. Woodward and R. Hoffmann, *The Conservation of Orbital Symmetry*, Verlag, Chemie, GmbH, Weinheim, 1970.
- 19 See, for instance: (a) S. D. Kahn, C. F. Pau, L. E. Overman and W. J. Hehre, *J. Am. Chem. Soc.*, 1986, **108**, 7381; (b) C. Spino, H. Rezaei and Y. L. Dory, *J. Org. Chem.*, 2004, **69**, 757; (c) B. R. Ussing, C. Hang and D. A. Singleton, *J. Am. Chem. Soc.*, 2006, **128**, 7594; (d) D. H. Ess, G. O. Jones and K. N. Houk, *Adv. Synth. Catal.*, 2006, **348**, 2337.
- 20 (a) I. Fernández and F. M. Bickelhaupt, *Chem. Soc. Rev.*, 2014, **43**, 4953; (b) K. N. Houk, *Angew. Chem., Int. Ed.*, 2017, **56**, 10070; (c) P. Vermeeren, S. C. C. van der Lubbe, C. Fonseca Guerra, F. M. Bickelhaupt and T. A. Hamlin, *Nat. Protoc.*, 2020, **15**, 649 See also: (d) I. Fernández, in *Discovering the Future of Molecular Sciences*, ed. B. Pignataro, Wiley-VCH, Weinheim, 2014, pp. 165–187.
- 21 (a) F. M. Bickelhaupt and E. J. Baerends, in *Reviews in Computational Chemistry, Vol. 15*, ed. K. B. Lipkowitz and D. B. Boyd, Wiley-VCH, New York, 2000, pp. 1–86; (b) M. von Hopffgarten and G. Frenking, *Wiley Interdiscip. Rev.: Comput. Mol. Sci.*, 2012, **2**, 43; (c) I. Fernández, in *Applied Theoretical Organic Chemistry*, ed. D. J. Tantillo, World Scientific, New Jersey, 2018, pp. 191–226.
- 22 (a) P. Vermeeren, T. A. Hamlin, I. Fernández and F. M. Bickelhaupt, *Angew. Chem., Int. Ed.*, 2020, **59**, 6201; (b) P. Vermeeren, T. A. Hamlin, I. Fernández and F. M. Bickelhaupt, *Chem. Sci.*, 2020, **11**, 8105; (c) S. Portela, J. J. Cabrera-Trujillo and I. Fernández, *J. Org. Chem.*, 2021, **86**, 5317.
- 23 T. A. Hamlin, I. Fernández and F. M. Bickelhaupt, *Angew. Chem., Int. Ed.*, 2019, **58**, 8922.
- 24 H. A. Rodríguez, D. A. Cruz, J. I. Padrón and I. Fernández, *J. Org. Chem.*, 2023, **88**, 11102.
- 25 T. A. Hamlin, F. M. Bickelhaupt and I. Fernández, *Acc. Chem. Res.*, 2021, **54**, 1972.
- 26 Y. Qiu, *J. Phys. Org. Chem.*, 2015, **28**, 370.
- 27 This critical reaction coordinate undergoes a well-defined change throughout the reaction and has successfully been used in the past for the analysis of other pericyclic reactions. See, for instance: (a) I. Fernández, *Phys. Chem. Chem. Phys.*, 2014, **16**, 7662; (b) I. Fernández, *Eur. J. Org. Chem.*, 2018, 1394; (c) I. Fernández, *Chem. Sci.*, 2020, **11**, 3769. See also ref. 22–25.
- 28 M. J. Frisch, G. W. Trucks, H. B. Schlegel, G. E. Scuseria, M. A. Robb, J. R. Cheeseman, G. Scalmani, V. Barone, G. A. Petersson, H. Nakatsuji, X. Li, M. Caricato, A. V. Marenich, J. Bloino, B. G. Janesko, R. Gomperts, B. Mennucci, H. P. Hratchian, J. V. Ortiz, A. F. Izmaylov, J. L. Sonnenberg, D. Williams-Young, F. Ding, F. Lipparini, F. Egidi, J. Goings, B. Peng, A. Petrone, T. Henderson, D. Ranasinghe, V. G. Zakrzewski, J. Gao, N. Rega, G. Zheng, W. Liang, M. Hada, M. Ehara, K. Toyota, R. Fukuda, J. Hasegawa, M. Ishida, T. Nakajima, Y. Honda, O. Kitao, H. Nakai, T. Vreven, K. Throssell, J. A. Montgomery, Jr., J. E. Peralta, F. Ogliaro, M. J. Bearpark, J. J. Heyd, E. N. Brothers, K. N. Kudin, V. N. Staroverov, T. A. Keith, R. Kobayashi, J. Normand, K. Raghavachari, A. P. Rendell, J. C. Burant, S. S. Iyengar, J. Tomasi, M. Cossi, J. M. Millam, M. Klene, C. Adamo, R. Cammi, J. W. Ochterski, R. L. Martin, K. Morokuma, O. Farkas, J. B. Foresman and D. J. Fox, *Gaussian 16, Revision B.01*, Gaussian, Inc., Wallingford CT, 2016.
- 29 Y. Zhao and D. G. Truhlar, *Theor. Chem. Acc.*, 2008, **120**, 215.
- 30 F. Weigend and R. Ahlrichs, *Phys. Chem. Chem. Phys.*, 2005, **7**, 3297.
- 31 C. Gonzalez and H. B. Schlegel, *J. Phys. Chem.*, 1990, **94**, 5523.



- 32 C. Riplinger, B. Sandhoefer, A. Hansen and F. Neese, *J. Chem. Phys.*, 2013, **139**, 134101.
- 33 F. Neese, *Wiley Interdiscip. Rev.: Comput. Mol. Sci.*, 2022, **12**, e1606.
- 34 G. Te Velde, F. M. Bickelhaupt, E. J. Baerends, C. Fonseca Guerra, S. J. A. Van Gisbergen, J. G. Snijders and T. Ziegler, *J. Comput. Chem.*, 2001, **22**, 931.
- 35 ADF2020, SCM, Theoretical Chemistry, Vrije Universiteit, Amsterdam, The Netherlands, <https://www.scm.com>.
- 36 J. G. Snijders, P. Vernooijs and E. J. Baerends, *At. Data Nucl. Data Tables*, 1981, **26**, 483.
- 37 J. Krijn and E. J. Baerends, Fit Functions in the HFS-Method, Internal Report (in Dutch), Vrije Universiteit, Amsterdam, The Netherlands, 1984.
- 38 (a) E. van Lenthe, E. J. Baerends and J. G. Snijders, *J. Chem. Phys.*, 1993, **99**, 4597; (b) E. van Lenthe, E. J. Baerends and J. G. Snijders, *J. Chem. Phys.*, 1994, **101**, 9783; (c) E. van Lenthe, A. Ehlers and E. J. Baerends, *J. Chem. Phys.*, 1999, **110**, 8943.
- 39 L. M. Stephenson, D. E. Smith and S. P. Current, *J. Org. Chem.*, 1982, **47**, 4170.
- 40 M. P. Mitoraj, A. Michalak and T. A. Ziegler, *J. Chem. Theor. Comput.*, 2009, **5**, 962.
- 41 I. Fernández and F. Matthias Bickelhaupt, *J. Comput. Chem.*, 2014, **35**, 371.
- 42 For a recent study on the origin of the asynchronicity in related Diels–Alder reactions see: P. Vermeeren, T. A. Hamlin and F. M. Bickelhaupt, *Phys. Chem. Chem. Phys.*, 2021, **23**, 20095.

